

FORM A

DEPARTMENT PERFORMANCE TARGETS (ACCOMPLISHMENT)

DEPARTMENT: JOSE RIZAL MEMORIAL STATE UNIVERSITY

Dapitan City

MFOs AND PPERFORMANCE INDICATORS (1)	DEPARTMENT FY 2013 ACTUAL ACCOMPLISHMENT (2)	DEPARTMENT FY 2014 TARGET (3)	RESPONSIBLE BUREAUS/ OFFICES (4)	DEPARTMENT FY 2014 ACTUAL ACCOMPLISHMENT (5)	REMARKS (6)
A. Major Final Outputs (MFOs)/ Operations					
MFO 1: Higher Education Services					
2014 BUDGET: Personal Services = PhP 114,438,000.00 MOOE = PhP. 68,457,000.00 TOTAL = PhP 182,895,000.00					
1.1 Total number of graduates	1391	1383	JRMSU System – Main (Dapitan) Campus, Dipolog Campus, Katipunan Campus, Tampilisan Campus and Siocon Campus	1387	
BS Computer Engineering	4	10		10	
BS Electrical Engineering	4	12		12	
BS Elect and Comm Eng'g	0	1		1	
BS Civil Engineering	11	18		18	
BS Agricultural Engineering	9	18		18	
Bachelor of Arts – Pol Sci	5	6		6	
Bachelor of Arts – Eng	1				
Bachelor of Arts – Mass Comm	4	2		3	with returnees
Bachelor of Arts –Filipino					
BS Marine Biology					
BS Entrep Management	11	2		2	
Bachelor of Science in Computer Science	120	95		94	
Bachelor of Science in Criminology	255	295		295	
Bachelor of Science in Hotel & Restaurant Management	192	153		154	
Bachelor of Science in Tourism	27	28		27	
BS in Industrial Education – THE					
Bachelor of Secondary Educ- Eng	48	69		69	
Bachelor of Secondary Educ- Filipino					
Bachelor of Secondary Educ- Math					
Bachelor of Secondary Educ- Soc Stud					
Bachelor of Secondary Educ- MAPEH					
Bachelor of Secondary Educ- Biological Science					
Bachelor of Elementary Education	243	252		263	
Bachelor of Nursing	64	28		29	
Bachelor of Agricultural Tech	8	4		4	
Bachelor of Science in Agriculture (Crop Sci)	25	56		56	
Bachelor of Science in Agriculture (Agronomy)					
Bachelor of Science in Forestry	3	2		2	
Bachelor of Science in Information Management	27				
Bachelor of Science in Agri-Business Management	11	19		19	
Bachelor of Science in Agricultural Education	15	19		19	
Bachelor of Science in Management Information System	9	11		11	
Bachelor of Science in Commerce	1				The program has been phased out by CHED and changed to BS in Accounting Technology and BS Business Administration
Bachelor of Science in Business Administration	91	112		106	
Bachelor of Science in Accounting Technology	51	80		78	
Bachelor of Science in Accountancy	28	20		20	
Bachelor of Laws	11	14		14	
BS Marine Engineering	3	1		1	

BS Marine Transportation	65	7		7	
BS in Information System		14		14	
BS in Industrial Technology	45	35		35	
1.2 Percentage of total graduates that are in priority courses	95.12% (1346/1415)	92.27% (1348/1461)	JRMSU System – Main (Dapitan) Campus, Dipolog Campus, Katipunan Campus, Tampilisan Campus and Siocon Campus	92.54% (1352/1461)	
BS Computer Engineering	33% (4/12)	90.91% (10/11)		90.91% (10/11)	
BS Electrical Engineering	44.44% (4/9)	92.31% (12/13)		92.31% (12/13)	
BS Elect and Comm Eng'g	0% (0/1)	100% (1/1)		1/1 (100%)	
BS Civil Engineering	91.67% (11/12)	100% (18/18)		100% (18/18)	
BS Agricultural Engineering	112.5% (9/8)	95% (18/19)		95% (18/19)	
Bachelor of Arts – Pol Sci	83.33% (5/6)	100% (6/6)		100% (6/6)	
Bachelor of Arts – Eng	1				returnee
Bachelor of Arts – Mass Comm	133.33% (4/3)	100% (2/2)		150% (3/2)	
Bachelor of Arts –Filipino					
BS Marine Biology					
BS Entrep Management	91.67% (11/12)	100% (2/2)		100% (2/2)	
Bachelor of Science in Computer Science	94.49% (120/127)	93% (95/102)		92% (94/102)	
Bachelor of Science in Criminology	95.15% (255/268)	91% (295/323)		91% (295/323)	
Bachelor of Science in Hotel & Restaurant Management	100.52% (192/191)	93.87% (153/163)		94% (154/163)	
Bachelor of Science in Tourism	117.39% (27/23)	100% (28/28)		96% (27/28)	
BS in Industrial Education – THE					
Bachelor of Secondary Educ- Eng	100% (48/48)	97.18% (69/71)		97.18% (69/71)	
Bachelor of Secondary Educ- Filipino					
Bachelor of Secondary Educ- Math					
Bachelor of Secondary Educ- Soc Stud					
Bachelor of Secondary Educ- MAPEH					
Bachelor of Secondary Educ- Biological Science					
Bachelor of Elementary Education	96.05% (243/253)	97% (252/260)		101% (263/260)	With 11 late enrolees
Bachelor of Nursing	88.89% (64/72)	100% (28/28)		104% (29/28)	
Bachelor of Agricultural Tech	80% (8/10)	100% (4/4)		100% (4/4)	
Bachelor of Science in Agriculture (Crop Sci)	71.43% (25/35)	95% (56/59)		95% (56/59)	
Bachelor of Science in Agriculture (Agronomy)					
Bachelor of Science in Forestry	100% (3/3)	100% (2/2)		100% (2/2)	
Bachelor of Science in Information Management	96.43% (27/28)	-		-	
Bachelor of Science in Agri-Business Management	122.22% (11/9)	100% (19/19)		100% (19/19)	
Bachelor of Science in Agricultural Education	88.24% (15/17)	95% (19/20)		95% (19/20)	
Bachelor of Science in Management Information System	75% (9/12)	91.67% (11/12)		91.67% (11/12)	
Bachelor of Science in Commerce	1				Returnee
Bachelor of Science in Business Administration	95.79% (91/95)	95.73% (112/117)		91% (106/117)	
Bachelor of Science in Accounting Technology	86% (51/59)	93% (80/86)		91% (78/86)	
Bachelor of Science in Accountancy	87.5% (28/32)	100% (20/20)		100% (20/20)	
Bachelor of Laws	100% (11/11)	93.33% (14/15)		93.33% (14/15)	
BS Marine Engineering	300% (3/1)	100% (1/1)		100% (1/1)	
BS Marine Transportation	500% (65/13)	100% (7/7)		100% (7/7)	
BS in Information System	No graduate	100% (14/14)		100% (14/14)	
1.3 Average passing percentage of	60% / 37%	52% / 35%	JRMSU System	52% / 35%	

licensure exams by the SUC graduates/national					
1. Main Campus			Main (Dapitan) Campus		
a) Teacher's Board Exam (BSED)	60% / 40%	36% /32%		36% /32%	
b) Teacher's Board Exam (BEED)	63% / 30%	57% /33%		57% /33%	
c) Civil Engineering Board	66.6% / 48.12%	100% /43.41%		100% /43.41%	
d) Electrical Engineering Board	100% / 53.6%	100% /34.83%		100% /34.83%	
e) BAR Exam	-	21.43% /22.18%		21.43% /22.18%	
f) Nursing Board	83% / 30.94%	66.67% /38.46%		66.67% /38.46%	
g) OIC of a Navigational Watch Licensure Exam	100% / 55.09%	67% /56%		67% /56%	
h) OIC Engineering Watch Licensure	No takers	No Takers		No Takers	
i) Midwifery Board Exam	83% / 46.04%	71.43% /50.61%		71.43% /50.61%	
j) Criminology Board Exam	53.21%/44%	53% /40%		53% /40%	
k) Accountancy Board Exam	8.33%/40.84%	18.18% /37%		18.18% /37%	
2. Dipolog Campus			Dipolog Campus		
a) Teacher's Board Exam (BEED)	56%/30%	71%/33%		71%/33%	
b) Teacher's Board Exam (BSED)	50%/40%	47%/32%		47%/32%	
c) Midwifery Board Exam	83%/46.04%	100%/50.61%		100%/50.61%	
d) Criminology Board Exam	65%/44%	55%/40%		55%/40%	
3. Siocon Campus			Siocon Campus		
a) Teacher's Board Exam (BSED)	100%/40%	0%/32%		0%/32%	
b) Teacher's Board Exam (BEED)	57%/30%	70% /33%		70% /33%	
c) Criminology Board Exam	60%/44%	36% /40%		36% /40%	
d) Midwifery Board Exam	83%/46.04%	23.33% /50.61%		23.33% /50.61%	
4. Katipunan Campus			Katipunan Campus		
a) Teacher's Board Exam (BSED)	70%/40%	50% /32%		50% /32%	
b) Teacher's Board Exam (BEED)	77%/30%	67% /33%		67% /33%	
c) Agriculturist Licensure Exam	100%/35%	73%/61%		73%/61%	
d) Agricultural Engineering Board	0%/39%	No Takers		No Takers	
e) Foresters Board Exam		40%/40.30%		40%/40.30%	
5. Tampilisan Campus			Tampilisan Campus		
a) Teacher's Board Exam (BEED)	60%/30%	33% /33%		33% /33%	
b) Criminology Board	55%/44%	58% /40%		58% /40%	
c) Teachers Board Exam(BSED)	33%/40%	26%/32%		26%/32%	
d.)Agriculturist Board Exam	50%/35%	36%/61%		36%/61%	
e) Agricultural Engineering Board	No Takers	50%/50.24%		50%/50.24%	
1.4 Average percentage passing across all disciplines covered by the SUC	60% (333/558)	52%(456/883)	JRMSU System – Main (Dapitan) Campus, Dipolog Campus, Katipunan Campus, Tampilisan Campus and Siocon Campus	52%(456/883)	
1.5 Percentage of programs accredited	36.03% (49/136)	53.50% (84/157)	JRMSU System – Main (Dapitan) Campus, Dipolog Campus, Katipunan Campus, Tampilisan Campus and Siocon Campus	53.50% (84/157)	

1.6 Percentage of graduates who finished their academic programs according to the prescribed timeframe	98.30% (1391/1415)		95% (1383/1461)		JRMSU System – Main (Dapitan) Campus, Dipolog Campus, Katipunan Campus, Tampilisan Campus and Siocon Campus	95% (1387/1461)		
BS Computer Engineering	33% (4/12)		90.91% (10/11)			90.91% (10/11)		
BS Electrical Engineering	44.44% (4/9)		92.31% (12/13)			92.31% (12/13)		
BS Elect and Comm Eng'g	0% (0/1)		100% (1/1)			100% (1/1)		
BS Civil Engineering	91.67% (11/12)		100% (18/18)			100% (18/18)		
BS Agricultural Engineering	112.5% (9/8)		95% (18/19)			95% (18/19)		
Bachelor of Arts – Pol Sci	83.33% (5/6)		100% (6/6)			100% (6/6)		
Bachelor of Arts – Eng	(1)							
Bachelor of Arts – Mass Comm	133.33% (4/3)		100% (2/2)			150% (3/2)		Late enrolees
Bachelor of Arts –Filipino								
BS Marine Biology								
BS Entrep Management	91.67% (11/12)		100% (2/2)			100% (2/2)		
Bachelor of Science in Computer Science	94.49% (120/127)		93% (95/102)			92% (94/102)		
Bachelor of Science in Criminology	95.15% (255/268)		91% (295/323)			91% (295/323)		
Bachelor of Science in Hotel & Restaurant Management	100.52% (192/191)		93.87% (153/163)			94% (154/163)		
Bachelor of Science in Tourism	117.39% (27/23)		100% (28/28)			96% (27/28)		
BS in Industrial Education – THE								
Bachelor of Secondary Educ- Eng	32	100% (48/48)		97.18% (69/71)		97.18% (69/71)		
Bachelor of Secondary Educ- Filipino	4							
Bachelor of Secondary Educ- Math	4							
Bachelor of Secondary Educ- Soc Stud	2							
Bachelor of Secondary Educ- MAPEH	5							
Bachelor of Secondary Educ- Biological Science	1							
Bachelor of Elementary Education	96.05% (243/253)		97% (252/260)			101% (263/260)		Late enrolees
Bachelor of Nursing	88.89% (64/72)		100% (28/28)			104% (29/28)		
Bachelor of Agricultural Tech	80% (8/10)		100% (4/4)			100% (4/4)		
Bachelor of Science in Agriculture (Crop Sci)	4	100% (25/25)	95% (56/59)			95% (56/59)		
Bachelor of Science in Agriculture (Agronomy)								
Bachelor of Science in Agriculture	21							
Bachelor of Science in Forestry	100% (3/3)		100% (2/2)			100% (2/2)		
Bachelor of Science in Information Management	96.43% (27/28)							
Bachelor of Science in Agri-Business Management	122.22% (11/9)		100% (19/19)			100% (19/19)		
Bachelor of Science in Agricultural Education	88.24% (15/17)		95% (19/20)			95% (19/20)		
Bachelor of Science in Management Information System	75% (9/12)		91.67% (11/12)			91.67% (11/12)		
Bachelor of Science in Commerce - MA	(1)							Phased out; change to BSBA and BSAT
Bachelor of Science in Business Administration	95.79% (91/95)		95.73% (112/117)			91% (106/117)		
Bachelor of Science in Accounting Technology	86.44% (51/59)		93.02% (80/86)			91% (78/86)		
Bachelor of Science in Accountancy	87.5% (28/32)		100% (20/20)			100% (20/20)		
Bachelor of Laws	100% (11/11)		93.33% (14/15)			93.33% (14/15)		
BS Marine Engineering	300% (3/1)		100% (1/1)			100% (1/1)		
BS Marine Transportation	500% (65/13)		100% (7/7)			100% (7/7)		
Bachelor of Science in Ind Tech	100% (45/45)		92% (35/38)			92% (35/38)		
BS in Information System			100%(14/14)			100%(14/14)		

MFO 2: Research Services



2014 BUDGET: Personal Services = None MOOE = PhP. 4,357,000.00 TOTAL = PhP 4,357,000.00

2.1 Number of research studies completed in the last 3 years	158(2011-2013)	174 (2012-2014)	JRMSU System – Main (Dapitan) Campus, Dipolog Campus, Katipunan Campus, Tampilisan Campus and Siocon Campus	199 (2012-2014)	
2.2 Percentage of Research Projects Completed in the last 3 years	100% (158/158)	100% (174/174)	JRMSU System – Main (Dapitan) Campus, Dipolog Campus, Katipunan Campus, Tampilisan Campus and Siocon Campus	114.37% (199/174)	
2.3 Percentage of outputs presented in local, regional, national or international fora	109.15% (155/142)	100% (171/171)	JRMSU System – Main (Dapitan) Campus, Dipolog Campus, Katipunan Campus, Tampilisan Campus and Siocon Campus	114.37% (199/174)	
2.4 Percentage of research projects completed within the Original Project Timeframe	109.15% (155/142)	100% (171/171)	JRMSU System – Main (Dapitan) Campus, Dipolog Campus, Katipunan Campus, Tampilisan Campus and Siocon Campus	114.37% (199/174)	

MFO 3: Extension Services

2014 BUDGET: Personal Services = None MOOE = PhP 1,355,000.00 TOTAL = PhP. 1,355,000.00

3.1 Number of persons trained weighted by length of training	329,792.86	362,772	JRMSU System – Main (Dapitan) Campus, Dipolog Campus, Katipunan Campus, Tampilisan Campus and Siocon Campus	373,433	
3.2 Number of persons provided with technical advice training	N/A	135	JRMSU System – Main (Dapitan) Campus, Dipolog Campus, Katipunan Campus, Tampilisan Campus and Siocon Campus	147	No accomplishment in 2013 can be reflected since the indicator was not yet present during that year.
3.3 Percentage of trainees/clients who rated services rendered as good or better	148.40% (3345/3000)	100% (3680/3680)	JRMSU System – Main (Dapitan) Campus, Dipolog Campus, Katipunan Campus, Tampilisan Campus and Siocon Campus	111.03% (4086/3680)	
3.4 Percentage of clients who rate the advisory services as good or better	N/A	95%(3496/3680)	JRMSU System – Main (Dapitan) Campus, Dipolog Campus, Katipunan Campus, Tampilisan Campus and Siocon Campus	107.88% (3970/3680)	No accomplishment in 2013 can be reflected since the indicator was not yet present during that year.
3.5 Percentage of request for training responded to within 3 days of request	N/A	95%(46/48)	JRMSU System – Main (Dapitan) Campus, Dipolog Campus, Katipunan Campus, Tampilisan Campus and Siocon Campus	108.33% (52/48)	No accomplishment in 2013 can be reflected since the indicator was not yet present during that year.
3.6 Percentage of request for technical advice that are responded to within 3 days	N/A	95%(46/48)	JRMSU System – Main (Dapitan) Campus, Dipolog Campus, Katipunan Campus, Tampilisan Campus and Siocon Campus	108.33% (52/48)	No accomplishment in 2013 can be reflected since the indicator was not yet present during that year.
3.7 Percentage of persons who received training or advisory services who rate timeliness of service delivery as good or better	148.40% (3345/3000)	100% (3680/3680)	JRMSU System – Main (Dapitan) Campus, Dipolog Campus, Katipunan Campus, Tampilisan Campus and Siocon Campus	111.03% (4086/3680)	

MFO 4 Support to Operations (STO)										
2014 BUDGET: NONE										
4.1 Percentage of students and personnel who rated the non-academic services (e.g. Library services, medical/dental services, guidance services, ICT services, etc) as good or better	94.39% (1 st Semester 12,148/12,707) (2 nd Semester 10,198/10,944)	96% (1 st Semester 12,720/13,250)	JRMSU System – Main (Dapitan) Campus, Dipolog Campus, Katipunan Campus, Tampilisan Campus and Siocon Campus	96% (1 st Semester 12,720/13,250)						
4.2 Percentage of faculty and personnel enabled to pursue studies/training	96.98% (418/431)	98% (412/420)	JRMSU System – Main (Dapitan) Campus, Dipolog Campus, Katipunan Campus, Tampilisan Campus and Siocon Campus	98% (417/427)						
MFO 5 General Administration and Support Services (GASS)										
2014 BUDGET: PERSONAL SERVICES = PhP. 31,768,000.00 MOOE = PhP. 6,042,000.00 CO = PhP. 223,000.00 TOTAL = PhP. 38,033,000.00										
5.1 Budget utilization Rate (BUR)			JRMSU System – Main (Dapitan) Campus, Dipolog Campus, Katipunan Campus, Tampilisan Campus and Siocon Campus							
5.1.1 By obligation BUR or ratio of total obligations to total releases	New indicator	70%		87%						
5.1.2 by disbursement BUR or ratio of total disbursements (cash and non-cash excluding personnel services) to total obligations both rations for MOOE and Capital Outlay (CO)in 2014	New indicator	50%		52%						
5.2A Submission to COA of reports on ageing of cash advances for transaction as of November 15, 2015	New indicator	Complied	JRMSU System – Main (Dapitan) Campus, Dipolog Campus, Katipunan Campus, Tampilisan Campus and Siocon Campus	Complied						
5.2B Submission to COA of required financial statements and reports of audit which include :	New indicator	Complied	JRMSU System – Main	Complied						
		Dap Dip Kat Tam Sio		Dap Dip Kat Tam Sio						
5.2b1 balance sheet		✓ ✓ ✓ ✓ ✓		✓ ✓ ✓ ✓ ✓						
5.2b2 statement of income and expenses		✓ ✓ ✓ ✓ ✓		✓ ✓ ✓ ✓ ✓						
5.2b3 statement of cash flow		✓ ✓ ✓ ✓ ✓		✓ ✓ ✓ ✓ ✓						
5.2b4 statement of government equity		✓ ✓ ✓ ✓ ✓		✓ ✓ ✓ ✓ ✓						
5.2b5 notes to financial statements		✓ ✓ ✓ ✓ ✓		✓ ✓ ✓ ✓ ✓						
Prepared by:										
 EVELYN R. CAMPISEÑO, FfUP, Ed. D. VPRED/Planning Officer, JRMSU System Chairperson, PMG		January 22, 2015 Date	 EFREN C. CAGBABANUA Budget Officer		January 22, 2015 Date					
Approved by: EDGAR S. BALBUENA, FfUP, Ed. D. University President, JRMSU System		January 22, 2015 Date								

FORM A-1

DETAILS OF BUREAU/OFFICE PERFORMANCE INDICATORS AND TARGETS (ACCOMPLISHMENT)

DEPARTMENT: JOSE RIZAL MEMORIAL STATE UNIVERSITY

Dapitan City


Major Final Outputs /Responsible Bureaus (1)	Performance Indicator 1 (2)	FY 2014 TARGET for Performance Indicator 1 (3)	FY 2014 ACCOMPLISH-MENT for Performance Indicator 1 (4)	Performance Indicator 2 (5)	FY 2014 TARGET for Performance Indicator 2 (6)	FY 2014 ACCOMPLISH-MENT for Performance Indicator 2 (7)	Performance Indicator 3 (8)	FY 2014 TARGET for Performance Indicator 3 (9)	FY 2014 ACCOMPLISH-MENT for Performance Indicator 3 (10)	Remarks (11)
A. Major Final Outputs/Operations										
MFO 1: Higher Education Services	1.1 Total number of graduates	1383	1387	1.2 Percentage of total graduates that are in priority courses	92.27% (1348/1461)	92.54% (1352/1461)	1.3 Average passing percentage of licensure exams by the SUC graduates/national	52%/35%	52%/35%	
	Main Campus (Dapitan)	486	480	Main Campus (Dapitan)	93.10% (486/522)	91.95% (480/522)	Main Campus (Dapitan)	51.07%/35.55%	51.07%/35.55%	
	Dipolog Campus	351	350	Dipolog Campus	88.41% (351/397)	88.16% (350/397)	Dipolog Campus	58.97%/34.12%	58.97%/34.12%	
	Katipunan Campus	142	142	Katipunan Campus	98.61% (142/144)	98.61% (142/144)	Katipunan Campus	61.11%/33.02%	61.11%/33.02%	
	Tampilisan Campus	245	254	Tampilisan Campus	96.08% (245/255)	99.61% (254/255)	Tampilisan Campus	39.72%/34.17%	39.72%/34.17%	
	Siocon Campus/Sibuco External Studies Unit	99/25	101/25	Siocon Campus/Sibuco External Studies Unit	85.34% (99/116) 95.59%(25/27)	87.07% (101/116) 95.59%(25/27)	Siocon Campus/Sibuco External Studies Unit	50%/34.12%	50%/34.12%	
	1.4 Average percentage passing across all disciplines covered by the SUC	52%(456/883)	52%(456/883)	1.5 Percentage (cumulative) of accredited programs to total no. of programs	53.50% (84/157)	53.50% (84/157)	1.6 Percentage of graduates who finished their academic programs according to the prescribed timeframe	95% (1383/1461)	95% (1386/1461)	
	Main Campus (Dapitan)	51.07%(191/374)	51.07%(191/374)	Main Campus (Dapitan)	62.79% (27/43)	62.79%(27/43)	Main Campus (Dapitan)	94% (490/522)	93%(483/522)	
	Dipolog Campus	58.97%(138/234)	58.97%(138/234)	Dipolog Campus	55.26% (21/38)	55.26%(21/38)	Dipolog Campus	95% (376/397)	94%(375/397)	
	Katipunan Campus	61.11%(22/36)	61.11%(22/36)	Katipunan Campus	66.67% (12/18)	66.67%(12/18)	Katipunan Campus	99% (142/144)	99%(142/144)	
	Tampilisan Campus	39.72%(56/141)	39.72%(56/141)	Tampilisan Campus	40% (8/20)	40%(8/20)	Tampilisan Campus	96% (245/255)	99.61%(254/255)	
	Siocon Campus	50%(49/98)	50%(49/98)	Siocon Campus	42.10% (16/38)	42.10%(16/38)	Siocon Campus/Sibuco External	91% (105/116)// 93% (25/27)	92% (107/116)// 93% (25/27)	
MFO 2: Research Services	2.1 Number of research studies completed in the last 3 years	174 (2012-2014)	199 (2012-2014)	2.2 Percentage of Research Projects Completed in the last 3 years	100%(174/174)	114.37% (199/174)	2.3 Percentage of outputs presented in local, regional, national or international fora	100% (171/171)	114.37% (199/174)	
	Main Campus	71	92	Main Campus	100%(71/71)	130%(92/71)	Main Campus (Dapitan)	100% (71/71)	130%(92/71)	

	(Dapitan)			(Dapitan)						
	Dipolog Campus	33	33	Dipolog Campus	100%(33/33)	100%(33/33)	Dipolog Campus	100% (33/33)	100%(33/33)	
	Katipunan Campus	31	25	Katipunan Campus	100%(31/31)	80.64%(25/31)	Katipunan Campus	100% (31/31)	80.64%(25/31)	
	Tampilisan Campus	23	29	Tampilisan Campus	100%(23/23)	126.08%(29/23)	Tampilisan Campus	100% (23/23)	126.08%(29/23)	
	Siocon Campus	16	16	Siocon Campus	100%(16/16)	100%(16/16)	Siocon Campus	100% (16/16)	100%(16/16)	
	2.4 Percentage of research projects conducted or completed on schedule	100% (171/171)	114.37% (199/174)							
	Main Campus (Dapitan)	100% (71/71)	130%(92/71)							
	Dipolog Campus	100% (33/33)	100%(33/33)							
	Katipunan Campus	100% (31/31)	80.64%(25/31)							
	Tampilisan Campus	100% (23/23)	126.08%(29/23)							
	Siocon Campus	100% (16/16)	100%(16/16)							
MFO 3: Extension Services	3.1 Number of persons trained weighted by length of training	362,772	373,433	3.2 Number of persons provided with technical advice training	135	147	3.3 Percentage of trainees/clients who rated services rendered as good or better	100% (3680/3680)	111.03% (4086/3680)	
	Main Campus (Dapitan)	35,537	46,198	Main Campus (Dapitan)	40	52	Main Campus (Dapitan)	100% (1,354/1,354)	130% (1,760/1,354)	
	Dipolog Campus	239,157	239,157	Dipolog Campus	28	28	Dipolog Campus	100% (799/799)	100% (799/799)	
	Katipunan Campus	34,555	34,555	Katipunan Campus	28	28	Katipunan Campus	100% (335/335)	100% (335/335)	
	Tampilisan Campus	50,679	50,679	Tampilisan Campus	25	25	Tampilisan Campus	100% (925/925)	100% (925/925)	
	Siocon Campus	2,844	2,844	Siocon Campus	14	14	Siocon Campus	100% (267/267)	100% (267/267)	
	3.4 Percentage of clients who rate the advisory services as good or better	95% (3496/3680)	107.88% (3970/3680)	3.5 Percentage of request for training responded to within 3 days of request	95% (46/48)	108.33% (52/48)	3.6 Percentage of request for technical advice that are responded to within 3 days	95%(46/48)	108.33% (52/48)	
	Main Campus (Dapitan)	95% (1286/1354)	130% (1,760/1,354)	Main Campus (Dapitan)	92.86%(13/14)	136%(19/14)	Main Campus (Dapitan)	92.86%(13/14)	136%(19/14)	
	Dipolog Campus	95% (759/799)	95% (759/799)	Dipolog Campus	90%(9/10)	90%(9/10)	Dipolog Campus	90%(9/10)	90%(9/10)	
	Katipunan Campus	95% (318/335)	95% (318/335)	Katipunan Campus	100%(10/10)	100%(10/10)	Katipunan Campus	100%(10/10)	100%(10/10)	
	Tampilisan Campus	95% (879/925)	95% (879/925)	Tampilisan Campus	100%(9/9)	100%(9/9)	Tampilisan Campus	100%(9/9)	100%(9/9)	
	Siocon Campus	95% (254/267)	95% (254/267)	Siocon Campus	100%(5/5)	100%(5/5)	Siocon Campus	100%(5/5)	100%(5/5)	
	3.7 Percentage of persons given training or advisory services who rate timeliness of service delivery as good or better	100% (3680/3680)	111.03% (4086/3680)							
	Main Campus (Dapitan)	100% (1,354/1,354)	130% (1,760/1,354)							
	Dipolog Campus	100% (799/799)	100% (799/799)							
	Katipunan Campus	100% (335/335)	100% (335/335)							

	Tampilisan Campus	100% (925/925)	100% (925/925)														
	Siocon Campus	100% (267/267)	100% (267/267)														
MFO 4 Support to Operations (STO)																	
	4.1 Percentage of students and personnel who rated the non-academic services (e.g. Library services, medical/dental services, guidance services, ICT services, etc) as good or better	96% (1 st Semester 12,720/13,250)	96% (1 st Semester 12,720/13,250)	4.2 Percentage of faculty and personnel enabled to pursue studies/training	98% (412/420)	98% (417/427)	Change in number of denominator (personnel) is due to the newly hired employees										
	Main Campus (Dapitan)	96% (1 st Sem - 4488/4675)	96% (1 st Sem - 4488/4675)	Main Campus (Dapitan)	98% (145/148)	97.44% (152/156)											
	Dipolog Campus	96% (1 st Sem - 3268/3404)	96% (1 st Sem - 3268/3404)	Dipolog Campus	98% (74/76)	98% (74/76)											
	Katipunan Campus	96% (1 st Sem - 1633/1701)	96% (1 st Sem - 1633/1701)	Katipunan Campus	98% (70/71)	98% (70/71)											
	Tampilisan Campus	96% (1 st Sem - 2158/2248)	96% (1 st Sem - 2158/2248)	Tampilisan Campus	98% (84/86)	98% (84/86)											
	Siocon Campus / SESU	96% (1 st Sem 977/1018)// (1 st Sem 196/204)	96% (1 st Sem 977/1018)// (1 st Sem 196/204)	Siocon Campus	98% (37/38)	98% (37/38)											
MFO 5 General Administration and Support Services (GASS)																	
5.1 Budget utilization Rate (BUR)	5.1.1 By obligation BUR or ratio of total obligations to total releases	70%	87%	5.2A Submission to COA of reports on ageing of cash advances for transaction as of November 15, 2015	Complied	Complied	5.2B Submission to COA of required financial statements and reports of audit which include :	Complied					Complied				
	Main Campus (Dapitan)	70%	72%	Main Campus(Dapitan)	Complied	Complied	5.2b1 balance sheet	Dap	Dip	Kat	Tam	Sio	Dap	Dip	Kat	Tam	Sio
	Dipolog Campus	70%	104%	Dipolog Campus	Complied	Complied	5.2b2 statement of income and expenses	✓	✓	✓	✓	✓	✓	✓	✓	✓	✓
	Katipunan Campus	70%	105%	Katipunan Campus	Complied	Complied	5.2b3 statement of cash flow	✓	✓	✓	✓	✓	✓	✓	✓	✓	✓
	Tampilisan Campus	70%	97%	Tampilisan Campus	Complied	Complied	5.2b4 statement of government equity	✓	✓	✓	✓	✓	✓	✓	✓	✓	✓
	Siocon Campus	70%	101%	Siocon Campus	Complied	Complied	5.2b5 notes to financial statements	✓	✓	✓	✓	✓	✓	✓	✓	✓	✓
	5.1.2 by disbursement BUR or ratio of total disbursements (cash and non-cash excluding personnel services) to total	50%	52%														

	obligations both rations for MOOE and Capital Outlay (CO) in 2014									
	Main Campus (Dapitan)	50%	67%							
	Dipolog Campus	50%	27%							
	Katipunan Campus	50%	41%							
	Tampilisan Campus	50%	74%							
	Siocon Campus	50%	33%							


Prepared by:



EVELYN R. CAMPISEÑO, FfUP, Ed. D.
VPRED/Planning Officer, JRMSU System
Chairperson, PMG

January 22, 2015


Date



EFREN C. CAGABABANUA
Budget Officer

January 22, 2015

Date



Approved by: EDGAR S. BALEBUENA, FfUP, Ed. D.
University President, JRMSU System

January 22, 2015

Date

FORM B

DEPARTMENT TARGETS ON KEY PROGRAMS AND PROJECTS TARGETS (ACCOMPLISHMENT)

DEPARTMENT: JOSE RIZAL MEMORIAL STATE UNIVERSITY

Key Programs/Projects	Description of Program/Project Objectives	Total Program Budget	Program Budget for FY 2014	Responsible Bureau Offices	Department FY 2013 Actual Accomplishment	Department FY 2014 Targets Milestones	Department FY 2014 Actual Accomplishment	Remarks
Main Campus (Dapitan)								
Implementation of the Public Higher Education Roadmap								
A. Rationalization of programs	Rationalize JRMSU program offerings:							
	1. Transfer of identified programs to identified campuses: a. BS in Industrial Technology b. Associate in Industrial Technology	Budget integrated with Higher Education Services	Budget integrated with Higher Education Services	College of Industrial Technology	Planning Stage	Approval of the transfer of programs	100% approved	Transfer of programs to be implemented on June 2015
	2. Training on Developing an OBE-dized and Genderized Curriculum	Budget integrated with Higher Education Services	Budget integrated with Higher Education Services	Office of the Vice President for Academic Affairs	Training for Trainors	Develop outcomes-based curricula integrating gender sensitivity	90% complied	For BOT approval and for implementation
	3. Faculty development programs for ASEAN Integration	Budget integrated with Higher Education Services	Budget integrated with Higher Education Services	Office of the Vice President for Academic Affairs	305 faculty who attended over 193 regional, national and international seminars, trainings and conferences	123 faculty who attended trainings/seminars	119 or 96.75% faculty who attended trainings/seminars	Continuing faculty development program

	3.a Vertically Articulated Faculty	Budget integrated with Higher Education Services	Budget integrated with Higher Education Services	Office of the Vice President for Academic Affairs	6 faculty were awarded CHED scholarship programs	7 vertically articulated faculty	5 vertically articulated faculty	Continuing education
B. Improvement of school facilities and equipment	1. Construction of Engineering Building	P4,430,085.00	P4,430,085.00	College of Engineering	Planning/design stage	Project initiation	75% completed	On-going construction
	2. Acquisition of IT Equipment	P997,000.00	P997,000.00	Office of the Vice President for Academic Affairs	-	Delivery of IT equipment	95% delivered	For compliance
Poverty Reduction and empowerment of poor and vulnerable								
A. Intra-household Impacts of Climate Hazards in Coastal Communities Across Country Perspective	Entered through a Memorandum of Agreement by and between the Worldfish and JRMU. It is funded by EEPSEA and CCAFS through Worldfish.	Budget integrated with Research Services	Budget integrated with Research Services	Office of the Vice President for Research, Extension and Development	Initial implementation of the project	85% compliance	80% complied	On -going project implementation
B. Expanded Student Grants-In-Aid Program for Poverty Alleviation (ESGP-PA) in CHED-DAP	The ESGP-PA aims to contribute to the National Government's thrust in effectively addressing poverty alleviation by increasing the number of graduates in higher education among poor households and to get these graduates employed in high-value added occupations in order to lift their families out of poverty and contribute to national development.	P50,058,000.00	P27,068,400.00	Student Affairs and Services Unit, Scholarship Office, Colleges concerned	-	810 grantees	671 grantees enrolled	Funding releases are being utilized for the student's tuition and other fees, stipend, books/handouts and miscellaneous expenses. However, no funds were released for 233 of the 671

								target grantees for 2015
C. Philippine National Aquasilviculture program	Culture potential marine species for food security using low-cost hatchery involving the community; rehabilitation of mangrove ecosystems involving community; Establishing aquasilviculture demonstration farms involving the community	P 6,800,000.00	P 3,400,000.00	Office of the Research Director	95% mangrove rehab; 90% aquasilvi	100% mangrove rehab, 95% aquasilvi	100% accomplished for mangrove rehab, 95% accomplished for aquasilvi	On-going project implementation
D. Livelihood Extension Programs	The delivery of sustainable livelihood programs in collaboration with other government agencies to partner communities to improve their socio-economic capacity.	Budget integrated with Extension Services	Budget integrated with Extension Services	Extension Services Offices, different Colleges	56 extension programs conducted	42 extension programs conducted	42 extension programs conducted	
Dipolog Campus								
Implementation of the Public Higher Education Roadmap								
Improvement of school facilities and equipment	Construction of libraries Sub-Office	Php. 155,419.16	Php155,419.16	Campus Dev't Office	100% Library Facilities Improvements	Completed 100% of Library Sub Office	100 % Complied	None
	Construction of Campus Drainage	Php. 2,788,438.34	Php. 2,788,438.34	Campus Dev't Office	80% of Actual Completion Campus Drainage	100 % Completion	80% of Civil Works	20% Civil Works to be accomplish
	Sand Finish and Painting of Stage Floor of the Gym	Php. 112,910.11	Php 112,910.11	Campus Dev't Office	100% Actual Completion Painting of Gym Stage Floor	100% Completion	100% Complied	None
	Repair of Science Building Rest Room	Php. 210,581.59	Php. 210,581.59	Campus Dev't Office	100% Actual Completion CR	100% Completion	100% Complied	None

	Improvement of Left Side Mezzanine Office of the Gym	Php. 212,573.16	Php. 212,573.16	Campus Dev't Office	100% Actual Completion Mezzanine Office of the Gym	100% Completion	100% Complied	None
	Re-Roofing of Library Building	Php. 317,489.76	Php. 317,489.76	Campus Dev't Office	100% Actual Completion Re-Roofing of the Library	100% Completion	100% Complied	None
	Parking Area Concreting	Php. 1, 546, 265.70	Php. 1, 546, 265.70	Campus Dev't Office	100% Actual Completion Parking Area	100% Completion	100% Complied	None
Katipunan Campus								
Implementation of the Public Higher Education Roadmap								
A. Improvement of school facilities and equipment								
Quality Assurance Center	Repair/renovation	400,659.00	400,659.00	Katipunan Campus	400,659.00		400,659.00	Completed
School Clinic	Repair/renovation	183,322.10	183,322.10	Katipunan Campus	183,322.10		183,322.10	Completed
Library Buildings	Repair/repainting	122,063.32	122,063.32	Katipunan Campus	122,063.32		122,063.32	Completed
School Buildings	Repainting	110,754.00	110,754.00	Katipunan Campus	110,754.00		110,754.00	Completed
Men's Dormitory	Repainting	56,631.00	56,631.00	Katipunan Campus	56,631.00		56,631.00	Completed
School Building College of Education	Repainting	163,699.00	163,699.00	Katipunan Campus	163,699.00		163,699.00	Completed
Corporate High School Bldg.	Painting	84,079.00	84,079.00	Katipunan Campus	84,079.00		84,079.00	Completed
Science Building	Repair/repainting	144,929.00	144,929.00	Katipunan Campus	144,929.00		144,929.00	Completed
College of Technology Building	Repair/repainting	174, 827.70	174, 827.70	Katipunan Campus	174, 827.70		174, 827.70	Completed
HRM Building	Painting	140,827.70	140,827.70	Katipunan Campus	140,827.70		140,827.70	Completed
Farmer's Training Center Bldg.	Repair/improvement	150,800.00	150,800.00	Katipunan Campus	150,800.00		150,800.00	Completed
House Building	Repair/improvement	140,890.00	140,890.00	Katipunan Campus	140,890.00		140,890.00	Completed
College of Education Faculty rooms and	Repair/Improvement	114,311.00	114,311.00	Katipunan Campus	114,311.00		114,311.00	Completed

classrooms								
Tropical Fruit Genebank	Construction/Perimeter Fencing	586,450.00	586,450.00	Katipunan Campus	586,450.00		586,450.00	Completed
and Research Facility Project	Net houses/green houses (2 units)	320,530.00	320,530.00	Katipunan Campus	320,530.00		320,530.00	Completed
Corporate High School Bldg	Construction of Classroom	299,276.00	299,276.00	Katipunan Campus	299,276.00		299,276.00	Completed
Covered Walk	Construction of 21 linear meter	60,290.00	60,290.00	Katipunan Campus	60,290.00		60,290.00	Completed
Vermiculture and Vermi Composting Center	Improvement	214,120.00	214,120.00	Katipunan Campus	214,120.00		214,120.00	Completed
Mess hall	Painting	100,000.00	100,000.00	Katipunan Campus	50,000.00		50,000.00	Completed
50 KVA Dist. Transformer	Repair	87,024.00	87,024.00	Katipunan Campus	87,024.00		87,024.00	Completed
Alumni Building	Installation of Sliding Window	41,600.00	41,600.00	Katipunan Campus	41,600.00		41,600.00	Completed
College of Agriculture Bldg	Tiling	173,803.00	173,803.00	Katipunan Campus	173,803.00		173,803.00	Completed
Library Building	Tiling	127,816.00	127,816.00	Katipunan Campus	187,816.00		187,816.00	Completed
Admin Building	Repair/renovation of CR	46,939.10	46,939.10	Katipunan Campus	35,204.33		35,204.33	On-going
Vermin-composting Facility	Construction	141,616.80	141,616.80	Katipunan Campus	141,616.80		141,616.80	Completed
College of Education Building	Tiling	381,264.00	381,264.00	Katipunan Campus	266,884.80		266,884.80	On-going
Alumni Building	Completion	193,500.00	193,500.00	Katipunan Campus	154,800.00		154,800.00	On-going
		4,762,022.22	4,762,022.22		4,607,208.25		4,607,208.25	
Tampilisan Campus								
Implementation of the Public Higher Education Roadmap								
A. Improvement of school facilities and equipment								
Repair of ARAC Building	Repair and renovation of ARAC Building	195,000.00	195,000.00	Tampilisan Campus	68,460.00	500,000.00	68,460.00	on going
Repair of Lab H.S. bldg	Repair & renovation of Lab. H.S Building	35,000.00	35,000.00	Tampilisan Campus	35,000.00	500,000.00	35,000.00	on going
Repair of HRM 1 building	Repair and Renovation of HRM 1 Bldg.	47,000.00	47,000.00	Tampilisan Campus	47,000.00	500,000.00	47,000.00	on going
Completion of Hostel 2	Completion fo hostel 2	500,000.00	500,000.00	Tampilisan	500,000.00	500,000.00	500,000.00	on going

	Building			Campus				
Const. of C.R. in Quality Assurance Center	Const. and completion of QAU C.R.	220,000.00	220,000.00	Tampilisan Campus	220,000.00	220,000.00	220,000.00	on going
Const. of C.R. At the back of Admin. Bldg	Proposed const. fo C.R. Building at Back Admin.	506,788.00	506,788.00	Tampilisan Campus	506,788.00	700,000.00	506,788.00	on going
Repaat of Electrical Installation	Repair and Installation of Electricals	57,385.00	57,385.00	Tampilisan Campus	57,385.00	500,000.00	57,385.00	on going
Repair of Motor Vehicle	Repair & maintenace of Motor vehicle	275,000.00	275,000.00	Tampilisan Campus	261,250.00	200,000.00	261,250.00	on going
Sub-total - TAMPILISAN CAMPUS		1,836,173.00	1,836,173.00		1,695,883.00	3,620,000.00	1,695,883.00	
Quality Assurance Center Facilities & Equipment	Aquisition and purchased of facilities & Equipments	647,000.00	647,000.00	Tampilisan Campus	517,600.00	1,000,000.00	517,600.00	on going
Student Activity Center Facilities and Equipments	Aquisition and purchased of facilities & Equipments	164,000.00	164,000.00	Tampilisan Campus	114,800.00	1,000,000.00	114,800.00	on going
Crimonology Department Facilities & Equipments	Aquisition and purchased of facilities & Equipments	155,000.00	155,000.00	Tampilisan Campus	100,750.00	1,000,000.00	100,750.00	on going
Research Services Facilities & Equipments	Aquisition and purchased of facilities & Equipments	30,000.00	30,000.00	Tampilisan Campus	30,000.00	200,000.00	30,000.00	on going
Extension Services Facilities & Equipments	Aquisition and purchased of facilities & Equipments	171,000.00	171,000.00	Tampilisan Campus	119,700.00	250,000.00	119,700.00	on going
College of Education Facilities & Equipments	Aquisition and purchased of facilities & Equipments	56,500.00	56,500.00	Tampilisan Campus	42,375.00	600,000.00	42,375.00	on going
	Aquisition and purchased of facilities & Equipments		542,600.00					on going
Admin & Finance Facilities & Equipments		542,600.00		Tampilisan Campus	406,950.00	950,000.00	406,950.00	
Library Services Facilities & Equipments	Aquisition and purchased of facilities & Equipments	333,616.00	333,616.00	Tampilisan campus	216,850.40	1,000,000.00	216,850.40	on going
		2,404,091.00	2,404,091.00	Tampilisan	1,923,272.80	3,000,000.00	1,923,272.80	on going

Computer /Internet Laboratory Facilities & Equipments	Acquisition of Internet/ Computer Equipments			Campus				
Physical Science Lab. & Facilities	Acquisition of Laborator Science Equipments	150,000.00	150,000.00	Tampilisan Campus	97,500.00	1,000,000.00	97,500.00	on going
Sub-total - TAMPILISAN CAMPUS		4,653,807.00	4,653,807.00		3,569,798.20	10,000,000.00	3,569,798.20	
College of Arts & Scienses Facilities and Equipments	Aquisition and purchased of facilities & Equipments	79,000.00	79,000.00	Tampilisan Campus	67,150.00	500,000.00	67,150.00	on going
Agricultural Engineering Dept. Facilities and Aqipments	Aquisition and purchased of facilities & Equipments	63,500.00	63,500.00	Tampilisan Campus	50,800.00	1,000,000.00	50,800.00	on going
Students Services Facilities & Equipments	Aquisition and purchased of facilities & Equipments	60,000.00	60,000.00	Tampilisan Campus	30,000.00	1,000,000.00	30,000.00	on going
Physical Plant & Eng'g. Services Facilities & Equipments	Aquisition and purchased of facilities & Equipments	2,403,090.00	2,403,090.00	Tampilisan Campus	1,922,472.00	200,000.00	1,922,472.00	on going
Cultural & Athletics Facilities & Equipments	Aquisition and purchased of facilities & Equipments	289,992.00	289,992.00	Tampilisan Campus	246,493.20	250,000.00	246,493.20	on going
Musical & Band Facilities & Equipments	Aquisition and purchased of facilities & Equipments	145,000.00	145,000.00	Tampilisan Campus	123,250.00	600,000.00	123,250.00	on going
College of Agriculture Facilities & Equipments	Aquisition and purchased of facilities & Equipments	148,798.00	148,798.00	Tampilisan Campus	119,038.40	950,000.00	119,038.40	on going
ROTC/NSTP Office aboratory Facilities & Equipments	Acquisition of Internet/ Computer Equipments	50,000.00	50,000.00	Tampilisan Campus	37,500.00	300,000.00	37,500.00	on going
Publication Office Facilities & Equipments	Acquisition of Laborator Science Equipments	88,165.00	88,165.00	Tampilisan Campus	88,165.00	200,000.00	88,165.00	on going
Registrar Office	Acquisition of Laborator	67,000.00	67,000.00	Tampilisan	60,300.00	500,000.00	60,300.00	on going

Facilities & Equipments	Science Equipments			Campus				
Guidance Office Facilities & Equipments	Acquisition of Laborator Science Equipments	104,200.00	104,200.00	Tampilisan Campus	62,520.00	500,000.00	62,520.00	on going
Dormitory Facilities & Equipments	Acquisition of Laborator Science Equipments	108,500.00	108,500.00	Tampilisan Campus	86,800.00	500,000.00	86,800.00	on going
Sub-total - TAMPILISAN CAMPUS		3,607,245.00	3,607,245.00		2,894,488.60	6,500,000.00	2,894,488.60	
GRAND TOTAL PROJECTS		10,097,225.00	10,097,225.00		8,160,169.80	20,120,000.00	8,160,169.80	
Siocon Campus								
Implementation of the Public Higher Education Roadmap								
Improvement of school facilities and equipment	3. IT Equipment and Software	684, 785.00	684, 785.00	Supply Office	-	Delivery of IT Equipment	100% delivered	Complied
	4. Repairs and Maintenance of School Buildings	1, 438, 549.03	1, 438, 549.03	Chairman of School Beautification and Development	-	Project initiation	80 % completed	On-going
	5. Procurement/En hancing of Office Equipment	566, 993.60	566, 993.60	Offices/Depar tments	-	Delivery of Equipment	100% delivered	Complied

Prepared by:


EVELYN R. CAMPISEÑO, FfUP, Ed.D
 Vice President for Research, Extension and Development
 Chairperson, PMG

27-January-15
Date


EFREN G. CAGBABANUA
 Budget Officer III

27-January-15
Date

Approved by:


EDGAR S. BALBUENA, FfUP, Ed.D, FRIEdr
 University President

27-January-15
Date



Republic of the Philippines
JOSE RIZAL MEMORIAL STATE UNIVERSITY
The Premier University in Zamboanga del Norte
Former: Jose Rizal Memorial State College
Main Campus, Dapitan City



CERTIFICATION

This is to certify that the data in Higher Education Services (MFOI) particularly graduating students does not match with the GAA due to non inclusion of non degree programs and graduate school graduating students.

Further, the mandated and priority programs for baccalaureate degree are hereby identified except Bachelor of Science in Industrial Technology which is not the priority program.


MARISSA M. RECAPENTE, MA.Ed
Chief Administrative Officer/OIC-Registrar


AIDA O. LANIOSO, Ed.D
Vice President for Academic Affairs



Republic of the Philippines
JOSE RIZAL MEMORIAL STATE UNIVERSITY
The Premier University in Zamboanga del Norte
Former: Jose Rizal Memorial State College
Main Campus, Dapitan City



CERTIFICATION

This is to certify that the five campuses of Jose Rizal Memorial State University offered the baccalaureates programs as reflected in the Form B of Higher Education of Management Information System (HEMIS) 2014 which was submitted to CHED IX.

Campus	Number of Programs	Accredited Programs	Percentage
DAPITAN (MAIN CAMPUS)	43	27	62.79%
DIPOLOG	38	21	55.26%
KATIPUNAN	18	12	66.67%
TAMPILISAN	20	8	40%
SIOCON	38	16	42.1%
Total:	157	84	53.50%

Degree programs with different majors will be counted depending on the number of offerings.


MARISSA M. RECAPENTE, MA.Ed
Chief Administrative Officer/OIC-Registrar


AIDA O. LANIOSO, Ed.D
Vice President for Academic Affairs