

# 2013 Annual Report



**JOSE RIZAL MEMORIAL STATE UNIVERSITY**  
The Premier University in Zamboanga del Norte



# JRMSU Board of Regents

## Philosophy

Jose Rizal Memorial State University adheres to the principle of dynamism and cultural diversity in building a just and humane society.

## Vision

Jose Rizal Memorial State University envisions to become a center of excellence among institutions of higher learning in the local, national and global arena.

## Mission

Jose Rizal Memorial State University pledges itself to deliver effective and efficient services along instruction, research, extension and production.

It commits itself to provide quality professional, technical and technological training with the aim of producing skilled, self-renewed and globally competitive individuals.

## Goals

Jose Rizal Memorial State University focuses on developing graduates with the following attributes:

- E - xemplary performance that can compete in the local, national and global arena
- X - enial delivery of services and
- C - ommitment to provide the constituents with quality education and set as
- E - xample to every clientele especially those who are potential
- L - eaders imbued with
- L - ove and dedication to serve the people and
- E - xhibit a deep sense of patriotism while
- N - urturing the educational environment with
- C - ourage, competencies and cooptism, among the institutional members and
- E - ffective and efficient leadership to attain quality holistic development

### **Hon. Maria Cynthia Rose B. Bautista, Ph. D.**

Commissioner, Commission on Higher Education  
Chairperson, JRMSU BOR

### **Hon. Edgar S. Balbuena, FfUP, Ed. D.**

University President, JRMSU  
Vice Chairperson, JRMSU BOR

### **Hon. Pia S. Cayetano**

Chairperson, Senate Committee on Education, Arts and Culture  
Member

### **Hon. Roman T. Romulo**

Chairperson, House of Representatives Committee on Higher and Technical Education  
Member

### **Hon. Brenda L. Nazareth – Manzano**

Regional Director, Department of Science and Technology (DOST) Region IX – Zamboanga Peninsula  
Member

### **Hon. Teresita Socorro C. Ramos**

Regional Director, National Economic Development Authority (NEDA) Region IX – Zamboanga Peninsula  
Member

### **Hon. Jay D. Telen**

Faculty Representative  
Member

### **Hon. Eder E. Cayongcong**

Student Representative  
Member

### **Hon. Amelia N. Jugadora**

Alumni Representative  
Member

## **No Private Sector Representatives**

### **Miss Chalee E. Camazo**

Board Secretary



Republic of the Philippines

**JOSE RIZAL MEMORIAL STATE UNIVERSITY**

The Premier University in the Province of Zamboanga del Norte  
Dapitan City, Zamboanga del Norte



**Dr. Edgar S. Balbuena**

University President  
JRMSU System

## FOREWORD

With vibrant leaders whose lives were dedicated to the entire University and dynamic faculty and staff whose expertise gave the students a leap towards their dreams; Jose Rizal Memorial State University (JRMSU) stands tall as Zamboanga Peninsula's prime mover in providing world class higher education. Through the years, the University has lived up with its vision, breaking records, surpassing expectations and in a way setting new standards – a growing testament of how JRMSU has transcended to become the region's shining hope in its quest towards elevating the quality of life of its populace.

This annual report spells out JRMSU's steadfast performance in the four major areas of the academe, to wit: instruction, research, extension and development. The University is unceasingly tying up with the International Organization for Standardization (ISO), Accrediting Agency for Chartered Colleges and Universities, Inc. (AACUP), Anglo-Japanese American Registrars (AJA) and others for further evaluation and accreditation of the different programs offered by the institution to ensure that it copes up and/or maintains the standards of the different agencies and organizations. With this continued action, the University is now reaping what it sowed with its consistent outstanding passing percentage in licensure examinations. The faculty and staff on the other hand has displayed its equally uninterrupted development through its growing number of Master's and Doctor's degree holders and a number of faculty members sent for various trainings, seminars, fora and conferences related to their field – a continuing endeavor for professional development and advancement.

The University has continued to strengthen its research programs by conducting a number of researches which focuses not only in education but as well as policy disciplines, business and tourism, agriculture and forestry, marine biology and health and environmental studies. Through its research findings and outputs, the institution has continuously contributed to the technological, social, economic and political advancements that redound to the benefit of the society within its sphere of influence.

Jose Rizal Memorial State University in its quest towards helping the community to combat against poverty has devised a multitude of programs extending through out the different Local Government Units (LGU) of Zamboanga del Norte in cooperation with other government and non-governmental organizations. Comprehensive extension programs are conducted by the institution particularly those that are related to skills and enhancement and development, health and environmental care, food production, social awareness and literacy. These and more are helping the communities of the province uplift their economic, religious, social and cultural lives and more importantly pushing them to engage in productive ways for development and sustainability.

This year has been very fruitful for all of us. May we continue the momentum and strive more for the benefit of our people.

  
**EDGAR S. BALBUENA, Ed. D. FUP**  
University President

ii	VMGO's of the University
ii	JRMSU Board of Regents
iii	Foreword
<b>1</b>	<b>Advanced and Higher Education Services</b>
<b>13</b>	<b>Research Services</b>
<b>16</b>	<b>Extension Services and Linkages</b>
<b>20</b>	<b>Production</b>
<b>23</b>	<b>Administrative and Auxiliary Services</b>
<b>49</b>	<b>JRMSU System Key Officials</b>





College of Maritime Simulator



JEEP Laboratory



Computer Laboratory



HRM Laboratory



CNAHS MITI Human Patient Simulator



Sports Complex



Library

# ADVANCED and HIGHER EDUCATION SERVICES

With its vision to become the center of excellence among institutions of higher learning, Jose Rizal Memorial State University (JRMSU) is dynamically and consciously applying for various strategies and techniques to cope with the ever changing demands of the society and to maintain its excellent performance in academic endeavor. It is a big challenge for the University to accommodate the needs of Zamboanga del Norte and neighboring provinces by providing competent graduates capable of embarking development to their working places.

The University, with the capacity to provide quality and relevant higher and advanced education in various fields, offers 3 doctorate degree programs, 19 master's degree programs, 50 bachelor's degree programs, 10 non-degree programs, 15 short-term courses and corporate high school. Advanced education programs are on the fields of education, public administration and management, rural development, health and nursing, arts and sciences, criminology, technological and vocational education and agriculture courses. On the other hand, higher education focuses on the fields of engineering, arts and sciences, criminology, industrial and information technology, teacher education, agriculture, forestry and fishery, maritime education, tourism, hotel and restaurant management, nursing and allied health sciences, public and business administration, commerce and accountancy, law, nontraditional courses and other relevant fields of study.

To ensure quality and responsive education that is comparable to the national and international standards, curricular programs of the University have been submitted for accreditation through the Accrediting Agency of Chartered Colleges and Universities in the Philippines (AACCUP) and International Standardization Organization (ISO) 9001: 2008 for the College of Maritime Education courses. Technical-vocational courses have been also given National Certificate (NC) II by the Technical Education and Skills Development Authority. In the entire University system there are 31 AACCUP accredited programs, 2 ISO accredited programs, and 15 TESDA accredited technical-vocational courses.

The fact that students in the University have diversities on skills and interests, addressing and attending their needs require much competence on the part of instructors / professors. In order to uphold quality and excellence in service delivery, the University has fervently and unwaveringly provided opportunities for its faculty to be abreast of their fields by attending conferences, seminars and trainings and enrolling in advanced studies. The product of this strong motivation is evidenced by the remarkable performance ratings beyond national passing percentage in board examinations given by the Professional Regulation Commission.

Another evidence of this effort is apparent in the achievements of students in academic and extra-curricular activities which most of them obtained the regional and national awards.



ISO 9001



AACCUP



TESDA

JRMSU programs  
are accredited



These significant achievements paved the way to government and private agencies in Zamboanga del Norte and neighboring provinces to entrust the holistic development of their scholars in the University. This School Year 2013-2014, the number of deserving students enjoying scholarships reaches to an average of 3739.

Last July 31, 2013, the excellent leadership of Dr. Edgar S. Balbuena was proven when the 4<sup>th</sup> Asia's Best B- School Awards CMO Asia Awards for Excellence in Branding and Marketing as the Education Leadership Awardee.

JRMSU will continue to venture on its vision of becoming the center of excellence among higher education institutions in the country.

## CURRICULAR OFFERINGS

### Graduate Programs

Doctor of Education (Educational Management)  
 Doctor of Public Administration  
*Criminology*  
*Major in Rural Development*  
 Doctor of Public Administration  
 Master of Public Administration  
 Master of Arts in Nursing  
 Master of Arts in English  
 Master of Arts in Filipino  
 Master of Arts in Biology  
 Master of Arts in Social Science  
 Master of Arts in General Science  
 Master of Arts in Physical Education  
 Master of Arts in Education *Major*  
*in Educational Management*  
*Special Education*  
*Early Childhood Development*

Master of Science in Criminal Justice  
*with Specialization in*

Master of Business Administration  
 Master of Business Administration  
*Major in Hospitality*  
 Master of Technological Education  
 Master of Science in Agriculture  
*Major in Agronomy, Animal Science*  
 Master of Science in Information  
 Technology  
 Master of Arts in Vocational  
 Education

### Degree Programs

Bachelor of Laws  
 BS Electrical Engineering  
 BS Civil Engineering  
 BS Marine Engineering  
 BS Tourism  
 BS Agricultural Engineering  
 BS Industrial Education  
 BS Agricultural Technology  
 BS Forestry  
 BS Industrial Technology  
*Major: Electrical Technology, Automotive*  
*Technology Electronics Technology, Graphic Arts*  
 Bachelor of Secondary Education  
*Major: English, Filipino, Mathematics, Social*  
*Studies, MAPEH, Computer Education*  
 Bachelor of Elementary Education  
*Major: General Education, Preschool Education*  
 Bachelor of Arts  
*Major: English, Political Science,*  
*Psychology, Mass Communication*  
 BS Commerce  
*Major: Management Accounting, Business*

BS Computer Engineering  
 BS Electronics and Communications  
 Engineering  
 BS Nursing  
 BS Fisheries  
 BS Agriculture  
*Major: Crop Science, Animal*  
*Science, Plant Pathology, Soil*  
*Science, Agro-Forestry*  
 BS Agribusiness  
 BS Agricultural Education  
 BS Agribusiness Management  
 BS Criminology  
 BS Marine Biology  
 BS Hotel and Restaurant Mgt.  
 BS Computer Science  
 BS Accountancy  
 BS Marine Transportation  
 BS Entrepreneurial Management  
 BS Accounting Technology  
 BS Information Management

## *Management, Management Information System*

### **Non-Degree Programs**

Associate in Industrial Technology  
Associate in Computer Technology  
Two-Year Hotel and Restaurant Management  
Diploma in Agricultural Technology  
Associate in Medical-Dental Nursing Assistant  
Basic Seaman Courses

Associate in Domestic Technology  
Midwifery  
Diploma of Technology  
Diploma in Rubber Production  
Technology

### **Short - Term Courses**

Refrigeration and Air – Conditioning  
II)  
Driving  
Garments Construction  
Computer Hardware Servicing  
Housekeeping  
Automotive Servicing  
Machining  
Food and Beverage Servicing

Caregiving (Health Care Services NC  
Welding  
Food Preservation  
Household Servicing  
Building Wiring and Installation  
Shielded Machine Arc Welding  
PC Operations

### **Corporate High School**

## **ACCREDITED CURRICULAR PROGRAM**

Jose Rizal Memorial State University as an institution of higher learning is challenged to maintain and embark quality and relevant education to its clientele. As a response to this, degree programs of the University passed stringent scrutiny of the Accreditation Agency of Chartered Colleges and Universities in the Philippines (AACCUP), and International Organization for Standardization (ISO). Technical-Vocational courses have been accredited by the Technical Education and Skills Development Authority (TESDA). The submission of the curricular programs also served as a motivation to make improvements in the University's faculty qualifications, equipments, and facilities, ensuring the fulfillment of its objective for quality and relevant education.

**Table 1 Programs Accredited by ISO, AACCUP and LEB**

Program	Accreditation Status	Accrediting Agency
<b>Dapitan Campus</b>		
Bachelor of Science in Marine Transportation	Global Group	ISO 9001:2008
Bachelor of Science in Marine Engineering	Global Group	ISO 9001:2008
Bachelor of Science in Computer Science	Level III	AACCUP
Bachelor of Secondary Education (English)	Level III	AACCUP
Bachelor of Secondary Education (Filipino)	Level III	AACCUP
Bachelor of Secondary Education (Math)	Level III	AACCUP
Bachelor of Secondary Education (Social Studies)	Level III	AACCUP
Bachelor of Secondary Education (MAPHE)	Level III	AACCUP
Bachelor of Secondary Education	Level III	AACCUP



(Computer Education)		
Bachelor of Secondary Education (Biological Science)	Level III	AACCUP
Bachelor of Elementary Education	Level I	AACCUP
Bachelor of Science in Computer Engineering	Level I	AACCUP
Bachelor of Science in Electrical Engineering	Level I	AACCUP
Bachelor of Science in Electronics and Communications Engineering	Level I	AACCUP
Bachelor of Science in Civil Engineering	Candidate	AACCUP
Bachelor of Arts (Political Science)	Candidate	AACCUP
Bachelor of Science in Nursing	Candidate	AACCUP
Bachelor of Science in Hotel and Restaurant Management	Candidate	AACCUP
Bachelor of Laws	LEB Recognized	LEB
<b>Dipolog Campus</b>		
Bachelor of Science in Criminology	Level I	AACCUP
Bachelor of Elementary Education	Level I	AACCUP
Bachelor of Science in Hotel and Restaurant Management	Level I	AACCUP
Bachelor of Science in Industrial Technology (Automotive Technology)	Candidate Status	AACCUP
Bachelor of Science in Industrial Technology (Civil Technology)	Candidate Status	AACCUP
Bachelor of Science in Industrial Technology (Cosmetology)	Candidate Status	AACCUP
Bachelor of Science in Industrial Technology (Electrical Technology)	Candidate Status	AACCUP
Bachelor of Science in Industrial Technology (Electronics Technology)	Candidate Status	AACCUP
Bachelor of Science in Industrial Technology (Food Technology)	Candidate Status	AACCUP
Bachelor of Science in Industrial Technology (Garments Technology)	Candidate Status	AACCUP
Bachelor of Science in Industrial Technology (Industrial Graphics)	Candidate Status	AACCUP
Bachelor of Science in Industrial Technology (Mechanical Technology)	Candidate Status	AACCUP
Bachelor of Science in Industrial Technology (Refrigerator and Airconditioning)	Candidate Status	AACCUP
<b>Katipunan Campus</b>		
Bachelor of Agricultural Technology	Level II	AACCUP
Bachelor of Secondary Education (Math)	Level II	AACCUP
Bachelor of Secondary Education (Social Studies)	Level II	AACCUP
Bachelor of Secondary Education (MAPHE)	Level II	AACCUP
Bachelor of Secondary Education (Biological Science)	Level II	AACCUP
<b>Tampilisan Campus</b>		
Bachelor of Science in Agriculture (Crop Science)	Level II	AACCUP/NAPES
Bachelor of Science in Agriculture (Animal Science)	Level II	AACCUP/NAPES
Bachelor of Science in Agriculture	Level II	AACCUP/NAPES



(Plant Pathology)		
Bachelor of Science in Agriculture (Soil Science)	Level II	AACCUP/NAPES
Bachelor of Science in Agriculture (Agroforestry)	Level II	AACCUP/NAPES
Bachelor of Secondary Education (English)	Level II	AACCUP
Bachelor of Secondary Education (Filipino)	Level II	AACCUP
Bachelor of Secondary Education (Math)	Level II	AACCUP
Bachelor of Secondary Education (Social Studies)	Level II	AACCUP
Bachelor of Secondary Education (MAPHE)	Level II	AACCUP
Bachelor of Elementary Education	Level II	AACCUP
Bachelor of Science in Criminology	Candidate	AACCUP

**Table 2 Programs Accredited by TESDA**

Voc-Tech Programs	Level Status
Deck Seafaring	NC II
Shielded Metal Arc Welding (SMAW)	NC II
Automotive Servicing	NC II
Machining	NC II
Health Care Servicing	NC II
Household Servicing	NC II
Computer Hardware Servicing	NC II
Building Wiring Installation	NC II
Housekeeping	NC II
Caregiving	NC II
Food & Beverage Servicing	NC II
PC Operations	NC II
Refrigeration and Air-conditioning Servicing	NC I
Consumer Electronic Servicing	NC II
Technical Drafting	NC II

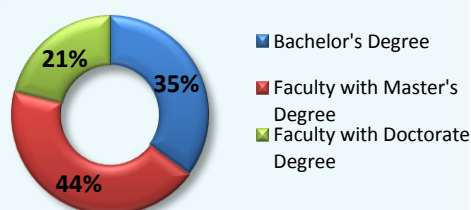
## FACULTY PROFILE

The qualification of faculty is one of the indications which project the status of educational services that an institution can offer to its clientele. JRMSU with its mission to deliver efficient and effective quality service is actively motivating its faculty to pursue professional development according to their needs.

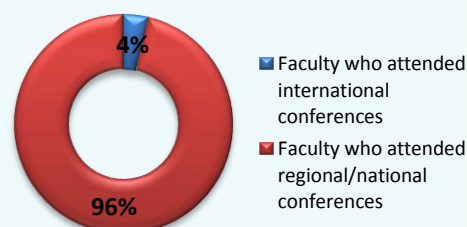
Among the 307 faculty of the University, 21.17 % or 65 are doctorate degree holders; 43.65 % or 134 of them are master's degree holders while 35.18 % or 108 are still bachelor's degree holders.

### Faculty Development

The competencies of faculty determine their capacity to deliver and impact meaningful



**Figure 1 University Faculty Profile**



**Figure 2 Percentage of Faculty Who Attended Conferences**

# 305

Faculty  
attended  
seminars and  
conferences

# 195

Seminars and  
conferences

learning among the students. The kind of learning atmosphere they established and proper teaching methods and techniques they applied are dependent upon their capacity to understand and recognize each student performance level. And one of the best ways to achieve teaching with excellence is through faculty development programs in terms of seminar-workshops, conferences, for a, trainings and etc. There were over 300 faculty who attended over 193 regional, national and intentional seminars, trainings and conferences.

## Faculty Accomplishment

After years of showing exemplary performance and earning achievements for the University, two instructors of Jose Memorial State University (JRMSU) reaped the fruits of their hard labor as they were awarded Faculty Meritorious Awardees of 2013 during the Employees' Fellowship Night held at the University Gymnasium on December 18, 2013.

Dr. Leonardo Cainta, Research Coordinator and Assistant Professor III of Dipolog Campus and Mr. Paterno S. Baguinat III of the Main Campus received the prestigious awards.



**Dr. Leonardo D. Cainta**  
Research Coordinator, JRMSU-Dipolog



**Mr. Paterno S. Baguinat III**  
Instructor, JRMSU-Dapitan



**Dr. Jannette J. Icao**  
CBA Assistant Dean, JRMSU-Dapitan



**Prof. Grace R. Abad**  
CNAHS Assistant Dean, JRMSU-Dapitan

Mr. Baguinat, 24, became the youngest instructor to have conferred such award. He was a Diamond Awardee (First Place) during the

2011 Asian Award for Oral Presentation. He was also the winning coach of students who won Mathematics, Journalism, Rizal and History and General Information Quizzes.

Meanwhile, Dr. Cainta was a member of Alliance of Dreamers and Leaders for Excellence (ADLE). He was also the Best Oral Research Presenter during the training workshop on Enabling Policies, Programs and Best Practices in Research and Publication compliance to CHED Typology.

JRMSU also recognized outstanding extension worker and researcher. Dr. Jannette J. Icao, Assistant Dean of the College of Business and Accountancy (CBA) – Main Campus was awarded Best Faculty Researcher while Prof. Grace Abad, Assistant Dean of the College of Nursing and Allied Health Sciences (CNAHS) was adjudged Best Faculty Extension Worker.

Based from the information collected, Dr. Icao is presently the lead researcher of the Worldfish-Economy and Environment Program for Southeast Asia (EEPSEA) project in Region IX. Aside from this, Dr. Icao is also an active participant in various seminars and trainings like the Citizens Satisfaction Index System (CSIS) funded by Department of Interior and Local Government (DILG), and the AAS Gender Strategy Orientation and AAS Stakeholders Consultation Workshop funded by Worldfish.

Prof. Abad, on the other hand, pioneered CNAHS extension program whose main concern is to bring health care closer to people, and led various programs in leadership and management, self awareness, maternal and child health, communicable and non-communicable diseases, income generation, herbal medicines, environmental sanitation and other services such as fire fighting, tree planting, Pantawid program information dissemination, and clean/safe water supply.

The faculty's instructional performance, teaching experience, participation in various school activities and extension projects, and achievements acquired were among the factors being considered in giving the said award.



Dr. Edgar S. Balbuena, University President was an Education Leadership Awardee during the 4<sup>th</sup> Asia's Best B-School Awards held on July 31, 2013 at Pan Pacific, Singapore.

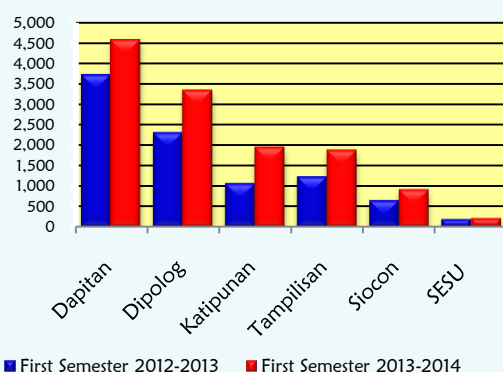


## STUDENTS' PROFILE

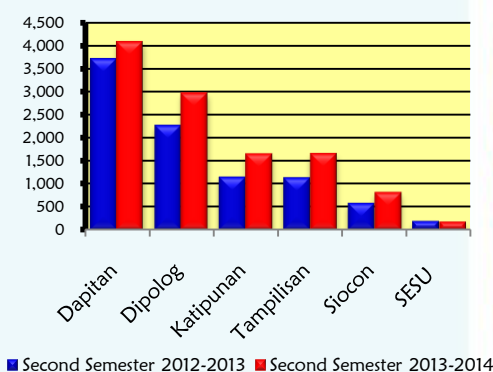
It can be gleaned in the table that Main Campus has the highest enrolment during the first and second semesters of SY 2013-2014. Sibuco External Studies Unit (SESU) decreased in enrolment during the second semester compared to the previous SY by 7.18%. In general, there was an increased in enrolment compared to the previous SY. Katipunan Campus gained the highest percentage of increase during the first semester while Tampilisan Campus gained the highest increase during the second semester. This general increase in enrolment could be attributed to the increase of institutional, public and private scholarship program. An increasing trust of public and private agencies towards JRMSU can also be seen.

**Table 3 Comparative Student Enrolment by Campus During the SY 2012-2013 and 2013-2014**

Campus	Student Enrolment		% of Increase/Decrease	Student Enrolment		% of Increase/Decrease
	First Semester 2012-2013	First Semester 2013-2014		Second Semester 2012-2013	Second Semester 2013-2014	
Dapitan	3,726	4,583	23	3,697	4,083	10.44
Dipolog	2,316	3,353	44.78	2,264	2,975	31.40
Katipunan	1,073	1,958	82.48	1,150	1,655	43.91
Tampilisan	1,237	1,889	52.71	1,134	1,667	47.00
Siocon	657	924	40.64	589	825	40.07
SESU	194	218	12.37	195	181	(7.18)
<b>Total</b>	<b>9,203</b>	<b>12,925</b>	<b>40.44</b>	<b>9,029</b>	<b>11,386</b>	<b>26.10</b>



**Figure 3 Difference of Student Enrolment between First Semester of SY 2012-2013 and First Semester of SY 2013-2014**



**Figure 4 Difference of Student Enrolment between Second Semester of SY 2012-2013 and Second Semester of SY 2013-2014**

**Table 4** Comparative Corporate High School Student Enrolment during the SY 2012-2013 and SY 2013-2014 by Gender Across Year Level

Year Level	SY 2011-2012		Total	SY 2012-2013		Total	% of Increase/Decrease
	Male	Female		Male	Female		
First	72	79	151	19	22	41	(72.85)
Second	55	68	123	16	13	29	(76.42)
Third	63	56	119	11	19	30	(74.79)
Fourth	43	53	96	21	17	38	(60.42)
<b>Total</b>	<b>233</b>	<b>256</b>	<b>489</b>	<b>67</b>	<b>71</b>	<b>138</b>	<b>(71.78)</b>

**Table 5** Graduate Student Enrolment During the First and Second Semesters of SY 2013-2014 by Gender

Programs	1st Semester			2nd Semester		
	Male	Female	Total	Male	Female	Total
Master of Arts in Mathematics	2	4	6	1	6	7
Master of Arts in Education (Educational Management)	11	53	64	14	19	33
Master of Arts in Education (Early Childhood Education)		2	2	1	8	9
Master of Arts in Education (SPED)		8	8		6	6
Master in Public Administration		3	3		6	6
Master of Arts in Filipino	1	4	5	1	3	4
Master of Arts in English	2	4	6	2	7	9
Master of Arts in Social Science	1	3	4	1	2	3
Master of Arts in Biology	2		2		1	1
Master of Arts in History		1	1		1	1
Master of Arts in General Science		12	12		7	7
Master of Arts in Physical Education				2	2	4
Master of Science in Info Tech.	33	15	48	26	15	41
Master of Business Administration	4	2	6	1	5	6
Master of Science in Agriculture	1	1	2	4	2	6
Master in Technological Education	1		1	1		1
Master of Science in Criminal Justice major in Criminology	25	10	35	22	12	34
Master of Arts in Nursing	2	8	10	1	2	3
Doctor of Education (Educational Mgt.)	3	7	10	1	9	10
Doctor of Education (Instruction)		4	4		1	1
Doctor in Public Administration	2		2	2		2
Doctor in Public Administration (Rural Development)				1	3	4
<b>Total</b>	<b>90</b>	<b>141</b>	<b>231</b>	<b>81</b>	<b>117</b>	<b>198</b>

**Table 6** Comparative Graduate Student Enrolment during the First and Second Semesters of SY 2012-2013 and SY 2013-2014 by Gender

Semester	SY 2012-2013		Total	SY 2013-2014		Total	% of Increase
	Male	Female		Male	Female		
First	72	75	147	90	141	231	57.14%
Second	78	104	182	81	117	198	8.79%
<b>Total</b>	<b>150</b>	<b>179</b>	<b>329</b>	<b>171</b>	<b>258</b>	<b>429</b>	<b>30.40%</b>



## GRADUATES' PROFILE

**Table 7 JRMSU System Graduates During the AY 2013-2014 by Gender Across Programs**

Undergraduate Programs	Number of Graduates		
	Male	Female	Total
Bachelor of Science in Computer Engineering	2	2	4
Bachelor of Science in Electrical Engineering	3	1	4
Bachelor of Science in Electronics and Communications Engineering			
Bachelor of Science in Civil Engineering	7	4	11
Bachelor of Science in Agricultural Engineering	4	5	9
Bachelor of Arts in Political Science	4	1	5
Bachelor of Arts in English	1		1
Bachelor of Arts in Mass Communication		4	4
Bachelor of Science in Computer Science	51	69	120
Bachelor of Science in Criminology	184	71	255
Bachelor of Science in Hotel & Restaurant Management	52	140	192
Bachelor of Science in Tourism	3	24	27
Bachelor of Secondary Education Major in English	5	27	32
Bachelor of Secondary Education Major in Filipino		4	4
Bachelor of Secondary Education Major in Mathematics	1	3	4
Bachelor of Secondary Education Major in Social Studies		2	2
Bachelor of Secondary Education Major in MAPHE	1	4	5
Bachelor of Secondary Education Major in Biological Science		1	1
Bachelor of Elementary Education	43	200	243
Bachelor of Nursing	15	49	64
Bachelor of Science In Industrial Technology - Electrical Technology	18		18
Bachelor of Science in Industrial Technology - Food Technology		4	4
Bachelor of Science in Industrial Technology – Industrial Graphics	1		
Bachelor of Science in Industrial Technology – Automotive Technology	10		10
Bachelor of Science in Industrial Technology – Mechanical Technology	5		5
Bachelor of Science in Industrial Technology - Electronics Technology	5	1	6
Bachelor of Science in Industrial Technology – Refrigeration and Air-conditioning	1		1
Bachelor of Agricultural Technology	3	5	8
Bachelor of Science in Agriculture	11	10	21
Bachelor of Science in Agriculture (Crop Science)	3	1	4
Bachelor of Science in Agriculture (Animal Science)			
Bachelor of Science in Forestry	1	2	3
Bachelor of Science in Accountancy	9	19	28
Bachelor of Science in Information Management	7	20	27
Bachelor of Science in Agri-Business Management	4	7	11
Bachelor of Science in Agricultural Education	4	11	15
Bachelor of Science in Management Information System	4	5	9
Bachelor of Science in Commerce - MIS			
Bachelor of Science in Commerce - MA	1		1
Bachelor of Science in Commerce - BA			
Bachelor of Science in Entrepreneurial Management	2	9	11
Bachelor of Science in Accounting Technology	11	40	51
Bachelor of Science in Business Administration – Marketing Management	13	46	59
Bachelor of Science in Business Administration – Financial Management	9	23	32
Bachelor of Laws	5	6	11
Diploma in Agricultural Technology	5	2	7
Diploma of Technology	7	12	19
Associate in Industrial Technology – Automotive Technology	21		21
Associate in Industrial Technology – Electronics Technology	10		10
Associate in Industrial Technology – Electrical Technology	21		21
Associate in Industrial Technology – Industrial Graphics Technology	3	3	6

Associate in Industrial Technology – Food Technology	1	4	5
Associate in Industrial Technology – Mechanical Technology	2		2
Associate in Industrial Technology – Ref.& Air. Conditioning Technology			
Associate in Computer Technology	25	45	70
Midwifery	1	26	27
Caregiving			
Associate in Medical, Dental Nursing Assistant	1	8	9
Bachelor of Science in Marine Transportation	65		65
Bachelor of Science in Marine Engineering	3		3
Basic Seaman Course			
Certificate of Agricultural Science	4	4	8
<b>Total for Undergraduate Programs</b>	<b>672</b>	<b>924</b>	<b>1,595</b>
Secondary (High school)	62	53	115
<b>Graduate Programs</b>	<b>Male</b>	<b>Female</b>	<b>Total</b>
Doctor of Education	4	2	6
Doctor in Public Administration		1	1
Doctor in Public Administration Major in Rural Development		4	4
Master of Arts in English	1	2	3
Master of Arts in Filipino	1	1	2
Master of Arts in Mathematics	3	1	4
Master of Arts in Physical Education			
Master of Arts in Education (Special Education)		1	1
Master of Arts in General Science			
Master of Arts in Social Science			
Master in Public Administration		1	1
Master in Business Administration		2	2
Master of Science in Information Technology	1	2	3
Master of Science in Criminal Justice (Criminology)	2		2
Master of Science in Agriculture			
<b>Total for Graduate Programs</b>	<b>12</b>	<b>17</b>	<b>29</b>
<b>Grand Total</b>	<b>746</b>	<b>994</b>	<b>1739</b>

## PRC BOARD EXAM PERFORMANCE

Board courses of the University still performed beyond the national passing percentage in the licensure examinations conducted by the Professional Regulation Commission (PRC). During the School Year 2012-2013 courses like Civil Engineering, Electrical Engineering, Nursing, Accountancy, Education, Midwifery, and Agriculture have notable performance.

**Table 8 Performance in the Licensure/Board Examinations of Courses by Campus During the SY 2013-2014**

Campus	Course	Date of Examination	Campus Passing %	National Passing %
Dapitan	Licensure Exam for Civil Engineering	November 2013	66.67	48.12
	Licensure Examination for Electrical Engineers	September 2013	100	53.64
	Licensure Examination for Nurses	June 2013	100	42.81
		December 2013	81.58	30.94
	Licensure Examination for Certified Public Accountants	October 2013	8.33	41
	Licensure Examination for Criminologists	April 2013	41.94	42.28
		October 2013	57.69	45.27
	Licensure Examination for Teachers (Secondary)	March 2013	50	39.61
		September 2013	63.64	39.75
	Licensure Examination for Teachers (Elementary)	March 2013	85.71	27.78
		September 2013	58.82	31.18
	Licensure Examination for Marine Deck Officers – OIC Navigational Watch (Written Phase)	January 2013	100	55.09
	Licensure Examinations for Midwives	2013	83.33	46.04
	Bar Examination	October 2013	21.43	22.18



<b>Dipolog</b>	Licensure Examination for Teachers (Secondary)	March 2013	20	39.61
		September 2013	57.89	39.75
	Licensure Examination for Teachers (Elementary)	March 2013	22.22	27.78
		September 2013	61.53	31.18
	Licensure Examination Criminologists	April 2013	42.86	42.28
		October 2013	77.55	45.27
<b>Katipunan</b>	Licensure Examination for Teachers (Secondary)	March 2013	50	39.61
		September 2013	75	39.75
	Licensure Examination for Teachers (Elementary)	March 2013	100	27.78
		September 2013	66.67	31.18
	Licensure Examination for Agriculturist		100	35.22
<b>Tampilisan</b>	Licensure Examination for Teachers (Secondary)	March 2013	33.33	39.61
		September 2013	33.33	39.75
	Licensure Examination for Teachers (Elementary)	March 2013	52.94	27.78
		September 2013	65.21	31.18
	Bachelor of Agricultural Education		55.5%	28.57%
	Licensure Examination Criminologists	April 2013	60	42.28
		October 2013	52.94	45.27
<b>Siocon</b>	Licensure Examination for Teachers (Secondary)	March 2013	100	39.61
	Licensure Examination for Teachers (Elementary)	March 2013	33.33	27.78
		September 2013	75	31.18
	Licensure Examination Criminologists	April 2013	75	42.28

## STUDENTS' ACHIEVEMENT

The University, as a believer in holistic human development is actively involved in academic and extra-curricular activities. Academic activities tested and stimulated students' mental abilities through numerical, verbal/linguistic, and technical challenges. On the same way, extra-curricular activities reawaken students' interests, hobbies and skills after a long and tedious academic year. The type of extra-curricular activities conducted by the University developed students' self-awareness, making them responsible for themselves and to other students. Through this involvement, the University paved the way to strengthening students' multifaceted capabilities that has an impact to their personality.

Student-winners in different local, regional and national competitions depict their adept knowledge and skills in different areas of academic endeavor. Their achievements are manifestations of quality education endowed to them by the University. For instance, Rhidjel D. Ageas, Bachelor of Science in Electrical Engineering landed first during the 2013 Philippine Statistics Quiz Show while Jhuniel Amores got the second place. During the 2013 National Rizal and History Quiz held on December 13, 2013 at Benitez Hall, Teacher's Camp, Baguio City, Rhidjel D. Ageas grabbed the first spot after garnering a total score of 55 points. Maryz Noveline B. Jarapan, a fourth year corporate high school student of JRMSU – College of Education (CED), seized the second spot with the score of 51 points.

## SCHOLARSHIP GRANTS

The University is committed to offer its quality service to deserving students. During the School Year 2013-2014, government and private agencies trusted the University's capacity of honing students holistically for them to be useful to themselves and to the community. Several scholarships have been granted to worthy students. The University has also taken its part of leading determined and responsible students in the achievement of their desired careers by granting institutional scholarships. The scholarships granted whether they are from the government, private agencies or institutional has brought optimistic students see a more concrete path towards educational success. From the overall scholarships granted, the University has a total of 4,490 scholars during the first semester of SY 2013-2014 and 3,864 during the second semester. The number of scholars generally

increased by 180.84% compared to the previous school year(1,156 1<sup>st</sup> sem and 2,230 2<sup>nd</sup> sem SY 2012-2013).



**Table 9 Scholarship Grants**

Name of Scholarship	Number of Beneficiaries	
	First Semester SY 2013-2014	Second Semester SY 2013-2014
<b>Government Scholarship</b>		
1. Cong. Rosendo Labadlabad Scholarship	2,767	2,309
2. Cong. Amatong Scholarship	2	2
3. Mayor MEC Rillera Scholarship	6	6
4. DILG Scholarship	323	151
5. DOST Scholarship	11	10
6. PDAF Scholarship (Senator Drilon thru Cong. Amatong)	1,124	1,002
7. GAD Scholarship	2	2
8. CHED Scholarship (Full Merit/Half-Merit)	5	4
9. CHED Special Study Grant Program	10	9
10. Hon. Seth Frederick Jalosjos Scholarship	148	112
11. Dominador G. Jalosjos Sr. Scholarship	2	2
12. Rosalina G. Jalosjos Scholarship		36
13. Sen. Antonio Trillanes Scholarship	25	
14. One Town: One Scholarship	20	21
15. OWWA Scholarship	4	5
16. VP Jejomar Binay Scholarship 9	9	9
17. SAFE Scholarship	1	8
18. SWIGAPORE Scholarship	456	314
19. Gov. Roberto Y. Uy Scholarship		3
20. DAR Scholarship/Diosdado Macapagal	1	1
21. DA-ATI Scholarship	23	18
22. NCIP Scholarship	5	2
23. DA-ACEF Scholarship	93	96
24. Alay Lakad Scholarship	9	7
25. LGU-Manukan and Polanco	1	2
26. Mayor Bolando Scholarship	1	
27. ABAMIN Partylist		1
<b>Subtotal</b>	<b>5,048</b>	<b>4,132</b>
<b>Institutional Scholarship</b>		
1. Academic Scholarship	19	27
2. Drum and Lyre Corps Scholarship	49	62
3. Corps Commander Scholarship	2	2
4. Legitimate Children of Faculty and Staff Privilege	29	39
5. Entrance Scholarship	15	1
6. Chorister Scholarship	22	27
7. Dance Troupe Scholarship	75	81
8. SSG Scholarship	41	63
9. Varsity Scholarship	69	77
10. Mr. and Ms. University Scholarship	1	2
11. Student Assistantship	45	129
<b>Subtotal</b>	<b>367</b>	<b>510</b>
<b>Private Scholarship</b>		
1. DSA Scholarship	29	29
2. Coco Foundation Scholarship	34	16
3. Vintex Scholarship	2	3
4. CCF (Christian Children's Fund) Scholarship	3	2
5. Hero Foundation Scholarship		1
6. Child Fund Scholarship (Japan)	1	1
7. Gasa Foundation Scholarship		1
8. TVI Scholarship	14	14
9. SEEDS of Jollibee Corporation	3	1
10. Atty. Bebot Balisado	14	
<b>Subtotal</b>	<b>100</b>	<b>68</b>
<b>Total</b>	<b>5,515</b>	<b>4,710</b>





# RESEARCH Services



Jose Rizal Memorial State University (JRMSU) researchers have expanded the frontiers of knowledge and contributed to the material, social, and cultural well-being of Zamboanga del Norte and the Philippines as a whole. And as a university, JRMSU continues its venture of producing quality researches and expanding its experiences with the global trends in research. Researches have been presented in local, national and international research fora, symposia and conferences and published in local, national and international peer-refereed and indexed journals to disseminate and contribute significant findings within and across national borders.

The Ministry of National Education, Directorate General of Higher Education, Indonesia still partnered JRMSU on the research entitled: Status and Restocking of Giant Clams in East Nusa Tenggara Province, Indonesia. This proves that funding agencies have already noted the quality of research outputs that the University has produced. Just this year JRMSU implemented over 6 research programs. The Aquasilviculture Project of the Bureau of Fisheries and Aquatic Resources is now on its third year of implementation in the province.



## RESEARCH OUTPUTS PRESENTED AND PUBLISHED


Number of researches completed and presented locally increased significantly

**22**

researches presented in the international conferences

**11**

researches presented in the national conferences



The Threshold, CHED JAS accredited Category A-2 (International Level)

**14**

RESEARCH

This year, the University maintained its outstanding performance in research. The University conducted researches not for the sole purpose of compliance but for the reason of serving the community by disseminating meaningful findings and contributing new knowledge and practices for the development of local, national and international communities. The dissemination of findings is done by presenting research papers during local, national and international conferences where researchers, educators, policy makers, community workers and other interested people convene. These people, who are actively involved in conferences in turn, conducted seminars and trainings for the benefit of the community as a result of newly acquired information and practices in specific fields.

The University has presented 84 researches in local presentations of which 11 researches reached national and 22 reached international conferences. *The Threshold*, a CHED JAS accredited Category A-2 research journal also published 16 full researches.

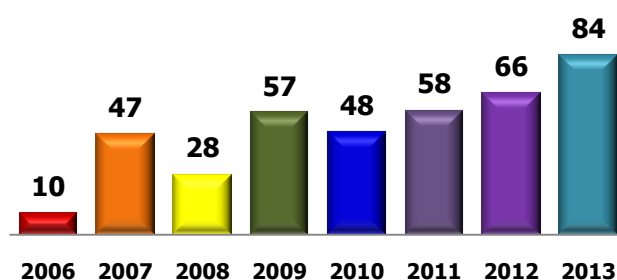


Figure 5 Research Outputs Presented Locally

To strengthen the culture of research in the University, each college is mandated to conduct at least one research every semester. The researches have been funded by the college and the institution. The college researches are funded by the college itself. On the other hand, institutional researches are funded by the Research GAA fund of the entire University.

## ON-GOING AND FUNDED RESEARCHES

JRMSU is on its third year as implementer of the Bureau of Fisheries and Aquatic Resources (BFAR) Aquasilviculture project. It aims to ensure resource sustainability, attain food security and alleviate poverty among Filipinos who are known to depend on the country's coastal resources. The Ministry of National Education, Directorate General of Higher Education, Indonesia still partnered JRMSU on the research related to giant clams. This year, there were over 6 externally funded researches.

- Marine Biodiversity Along Bohol and Sulu Seas
- Distribution and Abundance of Sea Snakes in the Visayas and Mindanao, Philippines
- HABTech Program: Detection and Mitigation Technology and Early Warning System for Philippine Algal Blooms
- DOST Sardine Research Program (SarDyn)
- Status and Restocking of Giant Clams in East Nusa Tenggara Province, Indonesia
- Philippine National Aquasilviculture Program
- The Collapse of Donkey's Ear Abalone (*Haliotis asinina*) Fishery in Siquijor, Philippines

## RESEARCH AWARDS



The Threshold, official research journal of JRMSU was accredited by CHED JAS as Category A-2 (international level), CMO 26 s. 2013.

**Dr. Wilfredo D. Carreon, Jr.** received the following awards:  
 World's Best Abstract 2013  
 Best Oral Presenter - Diamond Award  
 Best in Power Point Presentation - Diamond Award  
 Best Dressed - Diamond Award  
 Best in Talent - Diamond Award



## LINKAGES

The university's linkages reached to over 14 international and 50 in national agencies.

### International linkages

- ❖ Marine and Fisheries College Artha Wacana Christian University, Indonesia
- ❖ United Nations Food Authority Organization
- ❖ e-International Scientific Research Journal Consortium
- ❖ Spanish Government
- ❖ Canadian International Development Agency (CIDA)
- ❖ Canadian Urban Institute-LGSP, Canada
- ❖ International Association of Multidisciplinary Research
- ❖ UNICEF-LWGF
- ❖ Taylor's University, University of Malaya
- ❖ Texila American University Guyana, South America
- ❖ Sekolah Tinggi Ilmu Ekonomi (STIE) Perbanas, Indonesia
- ❖ Asian Educational Research Association Guyana, South America
- ❖ World Fish
- ❖ Elsevier SciVerse Science Direct and SciVerse Scopus – Singapore
- ❖ Rosenstiel School of Marine and Atmospheric Science of the University of Miami

Over  
**14**  
 international  
 linkages

**50**  
 National  
 linkages

**15**

RESEARCH



# Extension



# Services



Jose Rizal Memorial State University, as a determined institution in developing communities holistically, implemented extension programs and services targeting the economic, social, emotional, educational, and physical needs of these communities. Each College of the university is mandated to implement at least one extension program every semester. Extension programs and services have been conducted in research-driven and community need-based practices. These are implemented according to the capacity of the college to deliver them effectively. Extension, aside from its being mandatory to the University, has been performed as part of the responsibilities of every faculty as an educated individual that his/her capabilities must be extended to the communities where his/her skills are most needed. The University is also maximizing its partnership to local, regional and national government line agencies and private sectors to strengthen its full-force extension workers and extend its geographical reach of adopting communities. This school year there are over forty (40) linkages that the university has strengthened. Coordinating with government line agencies and private sectors which have direct control to most of the communities, enables the university to widen its opportunity of rendering extension programs and services not only to its vicinity but also even beyond the border of Zamboanga del Norte.



Due to the known active services that the University can offer, it achieved a strong foundation of trust from the communities and invited external funding agencies to support its extension programs. As a result, it extended the services those in need. Almost all extension programs are ventured for poverty reduction of the people in Zamboanga del Norte. The implementation of these programs have been fortified in partnership with DOLE, DTI, DOST, DILG, DDPKaRoMa, LGSP - LED, DA, BFAR, PGO, DENR, TESDA, FIDA, DAR and PCA.

## RECOGNIZED EXTENSION PROGRAMS

The University with its commitment to deliver research and demand-driven extension programs for the benefit of the community through literacy program, values formation, livelihood training, health and sanitation, and environmental seminars, has truly gained public trust. The following are the number of extension programs implemented, duration of hours rendered and the number of beneficiaries served in the school year 2013-2014 in collaboration with the local communities and government and private agencies.

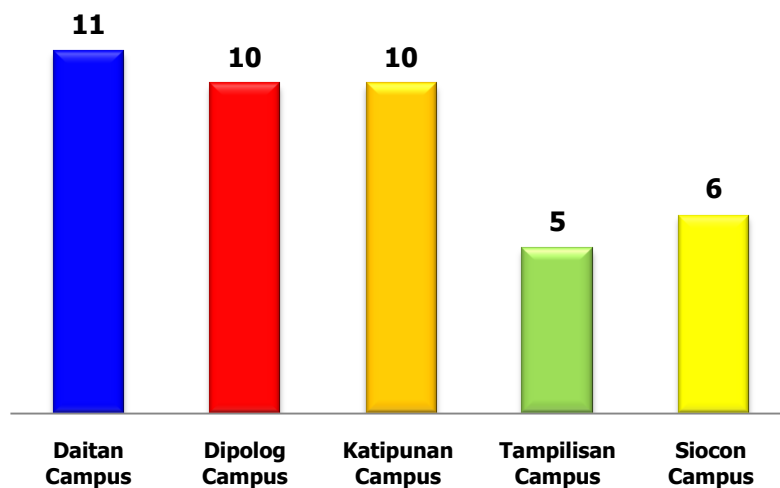


Figure 6 Number of Extension Programs Implemented by Campus

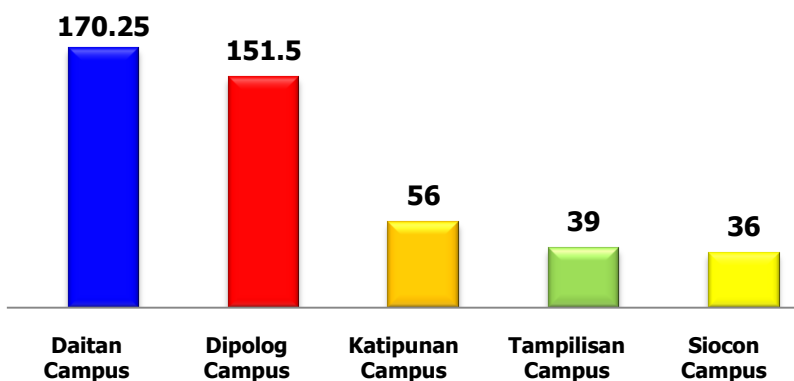


Figure 7 Number of Days Rendered by Campus

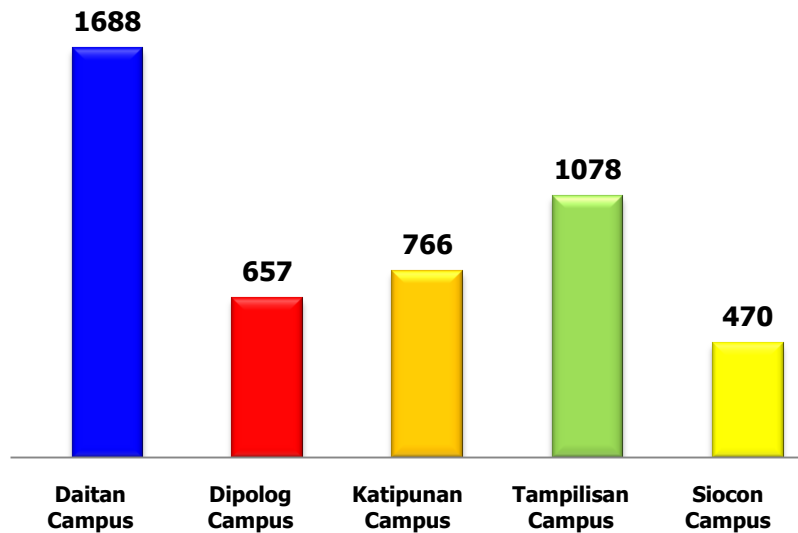
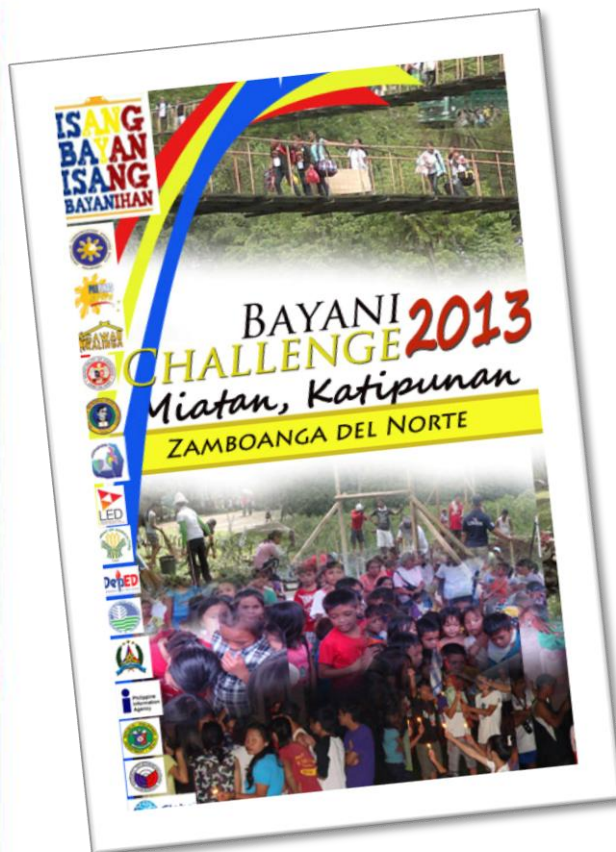


Figure 8 Number of Beneficiaries Served by Campus

## INSTITUTIONAL EXTENSION PROGRAMS



### JRMSU co-hosts Bayani Challenge 2013: Pilipinas, Ngayon Na!

In 2012, JRMSU did not hesitate to extend its arms to the victims of “Bagyong Sendong” in Iligan City. The Gawad Kalinga as a long time and strong partner of the University in all its program in Zamboanga del Norte, spearheaded the *Bayani Challenge 2012: Pilipinas, Ngayon Na!* in Iligan City to establish houses devastated by the typhoon and to bring hope, courage and new life for the victims which are critical in nation building. This time the Gawad Kalinga Community Foundation trusted JRMSU and the Municipality of Katipunan to co-host this inspiring challenge. The Bayani Challenge 2013 was conducted at Brgy. Miatan, Katipunan, Zamboanga del Norte on March 23-37, 2013. This challenge aimed to build houses for the Subanen people and the conduct of activities such as paraisong pambata, school build, environment and community health. It was participated by local and

national government and private agencies and as well as civil society group.



## LINKAGES

The JRMSU System is already known for its demand-driven extension services that strengthened linkages to public and private agencies.

**Table 10 JRMSU Linkages**

Department of Labor and Employment	Department of Science and Technology
Department of Trade and Industry	Technical Education and Skills Authority
Bureau of Fisheries and Aquatic Resources	Department of Environment and Natural Resources
Department of Tourism	Dapitan City Tourism Council
LGU Dapitan	Knights of Rizal
Province of Zamboanga del Norte	First Congressional Office in Zamboanga del Norte
DDPKaRoMa	Local Government Support Program for Local Economic Development
Department of Agriculture	Department of Agrarian Reform
Philippine National Redcross	Philippine Customs and Brokerage Services, Inc
Philippine Ports Authority	Philippine Airlines
Civil Aviation Authority of the Philippines	Fantasy Land Travel and Tours
National Economic and Development Authority	National Wage and Productivity Commission
Regional Tripartite Wage and Productivity Board	Philippine National Police
LGU Mutia	LGU La Libertad
Department of Social Welfare and Development	Department of Education
Philippines Information Agency	Agricultural and Training Institute
LGU Sergio Osmeña	LGU Dipolog City
Gawad Kalinga	Couples of Christ
DDPKaRoMa	LGU Roxas
FARI	LGU Katipunan
Dipolog Medical Center, Foundation	LGU Tampilisan
Department of Environment and Natural Resources	Philippine Council for Agriculture, Aquatic and Natural Resources Research and Development
Western Mindanao Agriculture, Forestry and Resources Research and Development Consortium	Bureau of Fire Protection
Kasanyangan Rural Development Foundation	World Fish



To augment the budget allocation of government for higher education, the Commission on Higher Education has encouraged State Universities and Colleges (SUCs) to engage in income generating projects (IGPs). In response, Dr. Edgar S. Balbuena, JRMSU University President, challenged the five (5) campuses of the University to maximize their available resource for sustainable IGPs. He also persuaded researchers to make researches for commercialization as another means of increasing the University's income.

Income generating projects has been beneficial for a long time to the University in cases where it's a necessity to source out fund from other reliable sources aside from the subsidy of the government to realize instructional and physical development; to expand and strengthen research and extension undertakings and to wage; and to compensate contract laborers. Likewise, IGPs serve as hands-on trainings for students to make connections between theories learned in school e.g. those with agricultural courses where fields are laboratories for crop productions; and enhance entrepreneurial skills of those with business related courses.



## INCOME GENERATING PROJECT (IGP)

Each campus is adopting strategies and applying entrepreneurial abilities to efficiently derive higher income from its resources. In the Main Campus, IGPs focused on students' system uniform, t-shirts, faculty uniform, sardine production, water refilling station, kiosk, guest house rental and toga rental. Dipolog Campus on the other hand, has only two IGPs namely, cafeteria, water refilling station, rent of gymnasium, metal work service, and catering service. Siocon Campus obtained its income from rice production, bangus and fry production, academic gown rental and system uniform. Katipunan Campus has IGPs focusing on dormitory and function hall rentals, rice, vegetables and fruit production, poultry and livestock raising, piggery, dairy products, food processing, and catering services,

Through the linkages of Tampilisan Campus with different NGOs and GOs as lead agencies for rice production and vermi-composting projects (vermicast/vermitea) has provided venues for IGPs capabilities towards the production of rice seeds and organic fertilizers in commercial level. Aside from this new project, the campus has maintained its income from bamboo, cattle/dairy project, ZREC, fruit trees, vegetable nursery, piggery project, poultry project, rubber production, rice production, sheep, computer printing, coconut project, sand and gravel/quarry, chicken multiplier farm, hito/tilapia production, and vermi culture.

**Table 11 Statement of Income/ Expenses of Various Income Generating Projects of JRMSU – Dapitan Campus for the Year 2013**

Projects	Income
<b>System Uniform</b>	
Cloth	36,685.75
T-shirt	149,805.00
Cap	50,650.00
Belt	2,510.00
Gloves	3,206.00
Jogging pants	27,280.00
<b>Water Station</b>	230,652.50
<b>Guest House</b>	52,750.00
<b>Sardines</b>	12,068.00
<b>Toga Rental</b>	34,650.00
<b>Grand Total</b>	<b>PhP600,257.25</b>

**Table 12 Statement of Income/ Expenses of Various Income Generating Projects of JRMSU – Katipunan Campus for the Year 2013**

Projects	Income
<b>Crops:</b>	
Rice Production	1,348,955.75
Rev. Fund - Coconut Production	289,718.55
<b>Livestock:</b>	
Poultry / Swine /Piggery	445,402.30
Milling	37,122.10
Meat/Food Processing	306,632.13
FTC/Mess Hall/Hostel Rental	86,650.00
Cafeteria	47,844.50
Dormitory Operation	286,730.00
<b>Grand Total</b>	<b>PhP. 2,849,055.33</b>

**Table 13 Statement of Income/ Expenses of Various Income Generating Projects of JRMSU – Tampilisan Campus for the Year 2013**

Projects	Income
Dormitory Operation	503,700.00
Rentals	471,167.36
Dairy	1,325.00
Vegetable Nursery	490.00
Piggery	70,436.04
Rice Project	556,719.00
Poultry/Dole Chicken	294,537.15
Forest Product s	124,471.00
Rubber	1,202,199.76
Sheep/Goatery	
Computer Printing	2,710.00
Sale of old Newspaper	4,021.00
Miscellaneous Income	143,900.00
Vermiculture	4,598.00
ZREC Share	
Fruit Trees Production	1,049.00
Rock Quarry	
Banana/Corn Project	
Bamboo	1,040.00
Aquaculture	6,992.50
Coconut	113.00
<b>Grand Total</b>	<b>PhP. 3,389,504.81</b>

**Table 14 Statement of Income/ Expenses of Various Income Generating Projects of JRMSU – Siocon Campus**

Project	Income (Php)	Expenses (Php)	Net Income (Php)
Toga Rental	24, 000.00	8, 123.00	15, 877.00
Photocopier	36, 214.50	22, 033.00	14, 181.50
Rice Production	110, 837.50	59, 743.00	51, 094.50
Fish Pond Production	12, 000.00	7, 982.00	4, 018.00
<b>Total</b>	<b>183, 052.00</b>	<b>97, 881.00</b>	<b>85, 171.00</b>
<b>Total Sales:</b>	<b>Php. 183, 052.00</b>		
<i>Less Total Expenses:</i>	<i>Php. 97, 881.00</i>		
<b>Net Income :</b>	<b>Php. 85, 171.00</b>		





# ADMINISTRATIVE and AUXILIARY Services

## FINANCE

The subsidy given by the government to the University has been utilized to efficiently and effectively perform its mandated functions – instruction, research, extension and production. Some income of the University is derived from student fees, income generating projects, income from other sources and grants and donations. Tremendous accomplishments in instruction, successive national and international awards and recognitions to researches conducted, increasing recognized extension programs, and great physical development as to the number of newly established facilities and laboratories are clear evidences of proper spending of funds and exemplary performance.



**COMPARATIVE INCOME STATEMENT**  
**FY 2010-2013**

**AGENCY: JOSE RIZAL MEMORIAL STATE UNIVERSITY**

**FUND SOURCE: GENERAL APPROPRIATION ACT (GAA)**

PARTICULARS	FY 2010	FY 2011	FY 2012	FY 2013
<b>Income</b>				
Subsidy Income from Nat'l Gov't.	150,616,362.31	169,156,056.40	177,334,908.37	201,587,866.79
Subsidy from Central/Home Office				303,667.04
Less: Reversion on Unused Notice of Cash Allocation	(643,169.12)			
Total	149,973,193.19	169,156,056.40	177,334,908.37	201,891,533.83
<b>Other Income</b>				
Subsidy from other Local Offices		178,194.58		
Others (Subsidies)	-	178,194.58	-	-
Total Income	149,973,193.19	169,334,250.98	177,334,908.37	201,891,533.83
<b>Expenses</b>				
Personal Services				
Salaries & Wages, Regular	88,181,071.85	100,403,663.49	109,337,731.63	111,359,278.05
Salaries & Wages, Salary Differential	511,856.94	16,053.48	287,463.25	5,118.00
Salaries & Wages, Part Time	224,685.63	349,860.68	197,483.39	3,333.24
Salaries & Wages, Substitute	72,512.70			
Salaries & Wages, Casual	1,458,574.11	1,828,194.70	2,333,277.93	2,455,844.54
Salaries & Wages, Emergency Laborer	271,271.34	153,239.99	173,871.30	751,187.41
Salaries & Wages, Student Labor				
Salaries & Wages, SPES				
PERA	10,433,415.75	10,408,285.54	10,416,213.58	10,586,391.07
Representation Allowance	132,000.00	123,000.00	182,000.00	242,375.00
Transportation Allowance	132,000.00	123,000.00	158,000.00	242,375.00
Clothing Allowance	1,756,500.00	1,780,000.00	2,240,000.00	2,220,000.00
Subsistence & Laundry Allowance	51,050.00	53,275.00	51,925.00	20,967.00
Productivity Incentive Benefits	816,751.62	1,283,500.00	1,004,000.00	1,008,500.00
Other Bonuses & Allowances	980,000.00		1,461,500.00	3,062,000.00
Honoraria		211,204.65	322,001.84	375,712.88
Longevity Pay	95,000.00	45,000.00	70,000.00	60,000.00
Overtime Expenses	116,025.06	101,670.93	88,161.99	281,915.51
Cash Gift	7,937,418.85	9,318,634.84	9,866,029.14	2,236,625.00
Year-end Bonus	2,237,184.50	2,246,500.00	2,319,875.00	9,751,580.35
RLIP	10,747,245.20	12,178,691.97	13,503,535.28	13,618,885.26
Pag-IBIG Contributions	528,000.00	499,100.00	563,931.81	534,675.00
Philhealth Contributions	988,142.00	1,118,250.00	1,298,251.00	1,350,742.50
ECC Contributions	511,388.79	520,651.87	541,266.66	530,744.76
Retirement Benefits		2,348,128.00	1,848,149.00	
Terminal Leave Benefits	1,504,903.05	355,095.90	392,923.00	5,017,332.35
Other Personnel Benefits	6,993,083.36	9,869,658.99	1,914,096.40	4,899,187.39
Total PS	136,680,080.75	155,334,660.03	160,571,687.20	170,614,770.31
<b>MOOE</b>				
Traveling Expenses, local	989,236.35	990,096.28	1,393,866.89	2,033,371.73
Traveling Expenses, foreign				
Training Expenses	371,630.00	251,450.00	270,985.00	439,961.35
Scholarship Expenses			600,000.00	6,532,623.00
Office Supplies Expenses	944,749.66	886,086.48	1,154,236.10	
Accountable Forms Expenses	73,600.00	41,800.00	215,740.00	50,007.00
Animal/Zoological Supplies Expenses	75,540.00	167,783.00	328,895.50	398,296.90
Food Supplies Expenses	191,344.00	27,795.57	453,781.30	191,404.45
Drugs & Medicines expenses	1,390.00		305.00	300.00
Medical, Dental & Laboratory Supplies Expenses	1,374.00			17,566.00
Gasoline, Oil & Lubricants Expenses	937,508.24	1,072,273.08	1,199,473.57	1,526,104.75
Agricultural Supplies expenses	10,880.50	4,445.00	740.00	



**COMPARATIVE INCOME STATEMENT**  
**FY 2010-2013**

**AGENCY: JOSE RIZAL MEMORIAL STATE UNIVERSITY**  
**FUND SOURCE: GENERAL APPROPRIATION ACT (GAA)**

PARTICULARS	FY 2010	FY 2011	FY 2012	FY 2013
Textbooks and Materials	670.00	879.00		
Other Supplies Expenses	522,145.70	511,702.49	435,565.03	443,663.86
Water Expenses	797,636.29	978,246.51	1,770,190.16	1,888,190.19
Electricity Expenses	3,618,401.61	2,436,138.94	834,110.37	4,426,176.34
Cooking Gas Expenses	710.00	900.00	2,445.00	
Postage & Deliveries	17,545.50	17,802.80	46,943.00	35,587.40
Telephone Expenses, landline	128,966.20	143,822.98	271,207.51	312,811.18
Telephone Expenses, Mobile	147,849.30	88,880.89	156,303.29	146,446.67
Internet Expenses	20,968.68	77,623.24	10,740.50	117,880.38
Cable, Satellite, Telegram & Radio Expenses	8,900.00	10,200.00	21,650.00	21,093.00
Membership Dues & Contribution to Organization	46,000.00	22,000.00	20,000.00	
Awards & Indemnities	133,000.00	25,000.00		
Advertising Expenses	56,900.00	1,500.00	500.00	2,500.00
Printing & Binding Expenses	15,231.25	137,050.56	326,300.50	42,040.73
Rent Expenses	8,000.00		6,250.00	20,820.00
Representation Expenses	72,728.45	80,037.00	58,404.00	72,708.90
Transportation & Delivery Expenses	57,206.50	62,245.50	54,367.00	72,252.50
Subscription Expenses		10,800.00	16,380.00	
Survey Expenses				
Rewards & Other Claims	100,000.00	87,000.00	289,700.00	73,000.00
Legal Services	150,000.00	600.00	4,560.26	100,100.00
Auditing Services	64,231.36	77,189.00	123,272.55	86,536.04
General Services	362,394.97	562,706.43	681,767.90	1,408,669.61
Janitorial Services	-			
Security Services	189,987.31	974,382.50	1,717,284.00	1,806,119.00
Other Professional Services	132,147.92	192,000.00	207,477.45	615,825.00
Repairs & Maint., Land Improvements				21,200.00
Repairs & Maint., Electrification, Power & Energy		13,092.00	241,544.50	4,500.00
Repairs & Maint., Office Building	93,889.00	2,900.00	25,499.50	29,350.00
Repairs & Maint., School Building	358,727.95	358,780.31	136,970.25	67,450.35
Repairs & Maint., Other Structure	56,496.70	12,633.00	35,354.48	5,334.00
Repairs & Maint., Office Equipment	18,166.02	34,891.18	54,812.87	29,986.02
Repairs & Maint., Furniture & Fixtures				
Repairs & Maint., IT Equipment & Software	27,780.00	3,650.00		3,533.28
Repairs & Maint., Machineries	32,394.55	33,831.22	14,260.00	54,345.14
Repairs & Maint., Motor Vehicles	308,985.33	319,237.94	308,318.32	525,319.86
Repairs & Maint., Other Property, Plant & Equipment	12,410.00		14,075.00	
Repairs & Maint., Parks, Plazas and Monuments	46,580.00	121,660.00	110,850.00	97,115.00
Repairs & Maint., Artesian Wells, Res. Pump. & Conduits				4,480.00
Subsidy to Other Operating Units		700,000.00	299,746.56	
Donations	1,500.00			
Extra-ordinary Expenses	98,000.04	98,000.04	98,000.04	98,000.04
Miscellaneous expenses	25,000.00			
Taxes, Duties & Licenses	21,116.24	3,229.06	6,358.12	7,810.12
Fidelity Bond Premiums	173,591.25	77,595.00	178,095.00	203,550.49
Insurance Expenses	73,825.63	198,145.41	44,929.47	36,468.69
Depreciation, Office Building	52,041.60	52,041.60	52,041.60	52,041.60
Depreciation, School Building	24,907.48	22,991.52	40,892.52	22,991.52
Depreciation, Office Equipment	13,890.30	6,992.16	6,992.16	2,922.70
Depreciation, Furniture & Fixtures	1,794.68	670.92	670.92	670.92
Depreciation, IT Equipment & Software	61,695.00			
Depreciation, Medical, Dental & Laboratory			4,280.94	4,280.94
Depreciation, Technical, Scientific Equipment	301,534.66	93,420.00	91,710.00	90,000.00

**COMPARATIVE INCOME STATEMENT**  
**FY 2010-2013**

**AGENCY: JOSE RIZAL MEMORIAL STATE UNIVERSITY**  
**FUND SOURCE: GENERAL APPROPRIATION ACT (GAA)**

PARTICULARS	FY 2010	FY 2011	FY 2012	FY 2013
Depreciation, Motor Vehicles			115,920.00	115,920.00
Depreciation, Other Property, Plant & Equipment	69,336.12	16,813.50	19,480.50	12,634.50
Other Maintenance & Operating Expenses	656,198.92	506,380.80	633,580.75	983,124.27
Total MOOE	12,778,735.26	12,617,392.91	15,207,825.38	25,355,085.42
Financial Expenses				
Bank Charges	849.00	5,811.50		4,500.00
Documentary Stamp Expenses				50,000.00
Interest Expenses			800.00	8.38
Other Financial Charges				3,910.89
Total Financial Expenses	849.00	5,811.50	800.00	58,419.27
Total Expenses	149,459,665.01	167,957,864.44	175,780,312.58	196,028,275.00
Excess of Income Over Expenses	513,528.18	1,376,386.54	1,554,595.79	5,863,258.83

PREPARED BY:

CERTIFIED CORRECT:

**EFREN G. CAGBABANUA**  
Budget Officer III

**NATHANIEL G. DAYMIEL**  
Administrative Officer V  
OIC - Accounting Office



**COMPARATIVE INCOME STATEMENT**  
**FY 2010-2013**

**Agency: JOSE RIZAL MEMORIAL STATE COLLEGE**  
**Fund Source: Student Trust Fund**

PARTICULARS	FY 2010	FY 2011	FY 2011	FY 2013
<b>Income</b>				
Tuition Fees	39,997,548.02	39,689,703.99	42,544,513.15	66,682,582.77
Miscellaneous Fee				
Registration Fees	297,895.75	360,650.00	337,467.50	326,280.70
Affiliation Fees				38,096.00
Athletic and Cultural Fees	3,866,559.17	4,208,345.17	4,745,528.20	5,422,911.55
Clearance/Certification Fees	411,720.00	578,898.00	697,331.00	869,330.50
Diploma & Graduation Fees	231,945.00	347,883.50	349,015.75	485,552.00
Library Fees	3,668,623.01	4,286,453.00	4,362,957.50	4,482,861.00
Medical, Dental & Laboratory Fees	3,616,418.50	5,089,077.00	6,125,619.50	6,674,548.50
Transcript of Records Fees	330,809.00	723,601.00	830,726.00	919,977.00
Other Services Income	26,254,673.82	40,215,406.91	41,139,635.16	56,987,529.42
Fines & Penalties	32,201.00	26,961.00	27,061.90	49,297.70
Other Fines & Penalties			150.00	
Other Income Collected from Students	38,710,845.25	55,837,275.58	58,615,492.51	76,256,384.37
Subsidy from National Government	2,500,000.00	300,000.00		1,000,000.00
Subsidy from Central/Home Office				
Subsidy from other Local Offices		300,000.00		
Subsidy from LGUs	100,300.00			300,000.00
Subsidy from Other Government Agency				1,031,760.00
Subsidy from Other Funds	2,618,707.10	2,508,556.85	9,065,668.72	1,020,244.67
Others (Subsidies)	5,219,007.10	3,108,556.85	9,065,668.72	3,352,004.67
Income from Canteen Operations	2,906.03	3,914.97	11,608.12	14,514.31
Income from Dormitory Operations	173,740.00	89,115.00	162,149.00	53,800.00
Other Business Income	4,330.00	17,037.50	172,918.43	2,560,416.94
Income from Revolving Fund	180,976.03	110,067.47	346,675.55	2,628,731.25
Income from Grants & Donations	206,000.00	191,000.00	225,265.50	-
Rental Income	279,530.00	252,595.75	170,238.50	181,248.00
Seminar Fees	320,500.00	285,300.00		
Insurance Income			680.61	
Interest Income			6,434.05	60,194.45
Miscellaneous Income	55,347.24	254,960.00	136,072.24	44,468.31
Income from Other Sources	655,377.24	792,855.75	313,425.40	285,910.76
Retained Operating Surplus				
<b>TOTAL INCOME</b>	<b>84,969,753.64</b>	<b>99,729,459.64</b>	<b>111,111,040.83</b>	<b>149,205,613.82</b>
<b>DEDUCT: EXPENSES</b>				
Personal Services				
Salaries & Wages, Regular	1,849,687.26	1,414,311.71	6,239,433.84	6,609,392.62
Salaries & Wages, Salary Differential				
Salaries & Wages, Part Time	4,064,448.93	4,005,966.96	3,476,025.86	5,770,191.15
Salaries & Wages, Substitute	5,370.22			
Salaries & Wages, Casual	48,313.65			
Salaries & Wages, Emergency Laborer	3,857,844.11	5,897,163.40	4,984,793.57	5,420,654.65
Salaries & Wages, Student Labor	252,566.50	397,599.00	739,051.94	880,441.84
Salaries & Wages, SPES			49,500.00	
PERA	8,000.00		(152.06)	
Representation Allowance	301,500.00	539,011.65	441,000.00	438,360.82
Transportation Allowance	301,500.00	318,000.00	285,000.00	382,489.82
Clothing Allowance				
Subsistence & Laundry Allowance				
Productivity Incentive Benefits	16,000.00			
Other Bonuses & Allowances				

**COMPARATIVE INCOME STATEMENT**  
**FY 2010-2013**

**Agency: JOSE RIZAL MEMORIAL STATE COLLEGE**  
**Fund Source: Student Trust Fund**

PARTICULARS	FY 2010	FY 2011	FY 2011	FY 2013
Honoraria	2,669,208.75	4,508,224.94	3,042,558.38	9,375,643.95
Longevity Pay				
Overtime Expenses	486,748.65	534,703.55	850,470.36	1,060,153.54
Cash Gift	15,615.35	7,841.50	21,799.00	
Year-end Bonus	52,290.00			511,510.00
RLIP	94,873.23	147,123.48	672,173.43	761,018.99
Pag-IBIG Contributions	800.00	5,205.12	100.00	
Philhealth Contributions	2,800.00	6,346.26	20,275.00	16,162.50
ECC Contributions	6,957.85	6,590.41	20,103.82	33,652.93
Retirement Benefits				
Terminal Leave Benefits				52,366.35
Other Personnel Benefits	7,116,125.00	127,000.00	52,000.00	96,500.00
Total PS	<b>21,150,649.50</b>	<b>17,915,087.98</b>	<b>20,894,133.14</b>	<b>31,408,539.16</b>
<b>MOOE</b>				
Traveling Expenses, local	3,111,911.33	2,628,433.77	3,118,984.70	3,835,615.82
Traveling Expenses, foreign	86,604.42	51,318.51	142,117.49	
Training Expenses	1,261,219.06	902,608.89	1,035,864.75	3,198,920.46
Scholarship Expenses	222,824.00	680,497.56	250,000.00	1,946,560.00
Office Supplies Expenses	1,639,681.51	1,049,360.55	1,436,613.26	1,543,414.59
Accountable Forms Expenses	22,080.00	102,440.00	28,600.00	143,980.00
Animal/Zoological Supplies Expenses	41,810.00			141,997.00
Food Supplies Expenses	715,846.41	1,266,959.72	813,489.83	750,422.70
Drugs & Medicines expenses	9,856.00	34,624.50	20,881.20	28,231.10
Medical, Dental & Laboratory Supplies Expenses	190,503.30	548,640.75	55,397.60	102,569.49
Gasoline, Oil & Lubricants Expenses	819,793.48	828,119.29	1,137,089.98	1,784,854.03
Agricultural Supplies expenses	5,487.80		800.00	68,277.50
Textbooks and Materials	1,016,920.00	589,146.59	1,883,552.60	
Other Supplies Expenses	5,229,258.09	5,993,209.81	4,289,625.54	5,681,253.99
Water Expenses	141,568.10	106,127.70	347,127.72	574,849.47
Electricity Expenses	1,151,481.52	3,242,547.71	6,557,968.66	6,074,871.84
Cooking Gas Expenses	4,040.00	10,700.00	12,290.00	20,560.00
Postage & Deliveries	16,133.00	144,238.00	26,072.00	23,721.92
Telephone Expenses, landline	193,938.41	143,586.59	57,100.14	223,128.03
Telephone Expenses, Mobile	122,657.00	143,686.41	63,317.38	103,834.12
Internet Expenses	704,848.37	730,309.86	1,321,596.53	2,154,417.08
Cable, Satellite, Telegram & Radio Expenses	139,682.41	55,071.77	9,200.00	7,130.00
Membership Dues & Contribution to Organization	31,000.00	104,200.00	159,472.00	443,861.00
Awards & Indemnities	30,000.00			
Advertising Expenses	402,970.60	186,880.00	42,590.40	47,288.00
Printing & Binding Expenses	709,807.75	276,786.00	239,828.50	422,451.48
Rent Expenses	112,325.00	14,620.00	43,790.00	211,540.00
Representation Expenses	565,766.60	876,264.70	572,170.00	709,234.00
Transportation & Delivery Expenses	52,971.00	7,050.20	31,545.00	82,864.09
Subscription Expenses	86,953.00	47,711.00	24,558.00	33,602.00
Survey Expenses				
Rewards & Other Claims	289,000.00	107,000.00	101,000.00	250,500.00
Legal Services	120,000.00	120,000.00	120,000.00	20,400.00
Auditing Services	17,354.00	42,508.00	89,823.00	99,175.82
General Services	426,930.10	512,708.52	1,168,701.31	882,084.72
Janitorial Services				
Security Services	1,416,251.66	1,122,693.61	441,563.37	446,337.63
Other Professional Services	545,183.60	495,902.62	455,250.84	739,636.87
Repairs & Maint., Land Improvements				1,552.00
Repairs & Maint., Electrification, Power & Energy	299,511.50	522,587.56	56,280.00	691,949.76
Repairs & Maint., Office Building	381,886.95		77,716.36	320,342.30
Repairs & Maint., School Building	3,366,114.36	2,634,263.40	5,110,912.81	5,960,380.81
Repairs & Maint., Other Structure	455,775.56	1,518,437.94	1,400,719.12	622,045.26
Repairs & Maint., Office Equipment	136,669.04	64,139.90	61,680.62	88,782.90



**COMPARATIVE INCOME STATEMENT  
FY 2010-2013**

**Agency: JOSE RIZAL MEMORIAL STATE COLLEGE**  
**Fund Source: Student Trust Fund**

<b>PARTICULARS</b>	<b>FY 2010</b>	<b>FY 2011</b>	<b>FY 2011</b>	<b>FY 2013</b>
Repairs & Maint., Furniture & Fixtures	13,000.00	13,891.42		
Repairs & Maint., IT Equipment & Software	225,532.38	40,980.00	27,825.00	27,265.00
Repairs & Maint., Sports Equipment				
Repairs & Maint., Agricultural Equipment				
Repairs & Maint., Firefighting Equipment	27,800.00			
Repairs & Maint., Machineries	6,365.00	66,000.00		30,177.52
Repairs & Maint., Other Machineries & Equipment	7,800.00			63,546.40
Repairs & Maint., Motor Vehicles	510,668.73	665,998.18	620,218.83	629,945.75
Repairs & Maint., Other Transportation Equipment	120,000.00			
Repairs & Maint., Other Property, Plant & Equipment	3,540.00	1,500.00	2,100.00	84,408.00
Repairs & Maint., Other Public Structure				26,820.00
Repairs & Maint., Parks, Plazas and Monuments	3,000.00	23,180.00	33,000.00	14,780.00
Repairs & Maint., Artesian Wells, Reservoir Pump. & Conduits		149,967.16		
Subsidy to Other Operating Units		300,000.00	1,511,406.22	3,623,591.44
Subsidy to Other Funds	219,901.70	126,515.55	265,800.50	
Donations				
Extra-ordinary Expenses	15,959.80			
Miscellaneous expenses	600.00		2,430.00	
Taxes, Duties & Licenses	17,710.12	85,427.99	1,102,098.44	268,615.80
Fidelity Bond Premiums		82,971.34	24,750.00	3,375.00
Insurance Expenses	121,058.21	47,209.14	281,583.31	289,761.46
Bad Debts Expenses				227,314.52
Depreciation, Electrification, Power & Energy Structures		77,711.28	77,711.28	152,591.28
Depreciation, Office Building				
Depreciation, School Building				
Depreciation, Other Structures		63,314.14	63,314.14	185,650.20
Depreciation, Office Equipment	1,305,120.00	1,577,244.63	1,348,888.12	1,677,137.66
Depreciation, Furniture & Fixtures	124,627.62	136,560.03	148,927.83	158,317.82
Depreciation, IT Equipment & Software	1,079,352.18	1,567,418.13	1,352,770.17	3,108,505.09
Depreciation, Library Books	207,492.41	306,436.43	261,046.53	293,560.64
Depreciation, Agricultural Equipment			3,569.70	5,354.55
Depreciation, Communication Equipment			4,995.00	15,716.47
Depreciation, Firefighting Equipment and Accessories	3,708.00	4,202.52	4,164.48	6,270.54
Depreciation, Medical, Dental & Laboratory	112,627.26	354,823.50	877,680.50	857,477.90
Depreciation, Criminology Equipment	6,837.94	37,243.40	1,766.76	42,543.68
Depreciation, Sports Equipment	2,386.80	9,547.20	9,547.20	10,409.70
Depreciation, Technical, Scientific Equipment	153,993.87	359,627.10	367,187.13	360,899.30
Depreciation, Other Machineries & Equipment	70,876.14	140,168.64	124,896.28	359,482.27
Depreciation, Motor Vehicles	334,778.84	415,778.85	414,870.29	2,342,821.76
Depreciation, Other Transportation Equipment				
Depreciation, Other Property, Plant & Equipment	238,581.33	277,997.37	280,248.28	1,810,888.13
Other Maintenance & Operating Expenses	3,447,340.81	5,563,278.74	4,483,598.41	2,935,021.09
<b>Total MOOE</b>	<b>34,675,274.07</b>	<b>40,400,374.17</b>	<b>46,501,685.11</b>	<b>60,094,886.75</b>
Financial Expenses				
Bank Charges	100.00	123,196.32	800.00	161,733.60
Documentary Stamp Expenses	2,895.00			
Interest Expenses	1,173,287.24	996,531.77	848,401.65	2,187,012.75
Other Financial Charges				
<b>Total Financial Expenses</b>	<b>1,176,282.24</b>	<b>1,119,728.09</b>	<b>849,201.65</b>	<b>2,348,746.35</b>
<b>Total Expenses</b>	<b>57,002,205.81</b>	<b>59,435,190.24</b>	<b>68,245,019.90</b>	<b>93,852,172.26</b>
<b>Excess of Income Over Expenses</b>	<b>27,967,547.83</b>	<b>40,294,269.40</b>	<b>42,866,020.93</b>	<b>55,353,441.56</b>

PREPARED BY:

CERTIFIED CORRECT:

EFREN G. CAGBABANUA  
Budget Officer III

NATHANIEL G. DAYMIEL  
Administrative Officer V

## COMPARATIVE INCOME STATEMENT

FY 2010-2013

AGENCY: JOSE RIZAL MEMORIAL STATE UNIVERSITY  
Fund Source: INCOME GENERATING PROJECTS

PARTICULARS	FY 2010			FY 2011			FY 2012			FY 2013		
	IGP	PCCARD	TOTAL	IGP	PCCARD	TOTAL	IGP	PCCARD	TOTAL	IGP	PCCARD	TOTAL
<b>Income</b>												
Income Collected from Students												
Tuition Fees	339,611.00		339,611.00	199,832.90	199,832.90	399,665.80	350,040.10		350,040.10	515,169.00		515,169.00
Registration Fees	1,650.00		1,650.00	3,025.00		3,025.00	3,225.00		3,225.00	4,850.00		4,850.00
Affiliation Fees										43,906.00		43,906.00
Athletic and Cultural Fees	10,362.00		10,362.00	32,244.00		32,244.00	36,006.00		36,006.00	5,600.00		5,600.00
Diploma & Graduation Fees										59,965.00		59,965.00
Library Fees	15,125.00		15,125.00	35,735.00		35,735.00	36,635.00		36,635.00	31,055.00		31,055.00
Medical, Dental & Laboratory Fees	9,450.00		9,450.00	19,625.00		19,625.00	23,090.00		23,090.00	724,610.00		724,610.00
Other Services Income	109,288.00		109,288.00	536,019.00		536,019.00	605,170.95		605,170.95	1,385,155.00		1,385,155.00
<b>Total Income Collected from Students</b>	<b>485,486.00</b>	<b>-</b>	<b>485,486.00</b>	<b>826,480.90</b>	<b>199,832.90</b>	<b>1,026,313.80</b>	<b>1,054,167.05</b>	<b>-</b>	<b>1,054,167.05</b>	<b>-</b>	<b>-</b>	<b>-</b>
<b>Income From Business Operation</b>												
Income from Dormitory Operations	527,185.00		527,185.00	632,865.00		632,865.00	712,210.00		712,210.00	790,430.00		790,430.00
Other Business Income	7,988,324.89	36,990.00	8,025,314.89	7,031,492.61	217,725.00	7,249,217.61	7,409,371.01	89,200.00	7,498,571.01	4,833,137.78		4,833,137.78
<b>Total Income from Business Operations</b>	<b>8,515,509.89</b>	<b>36,990.00</b>	<b>8,552,499.89</b>	<b>7,664,357.61</b>	<b>217,725.00</b>	<b>7,882,082.61</b>	<b>8,121,581.01</b>	<b>89,200.00</b>	<b>8,210,781.01</b>	<b>5,623,567.78</b>	<b>-</b>	<b>5,623,567.78</b>
<b>Income from Grants &amp; Donations</b>												
<b>Income from Other Sources</b>												
Rental Income	2,735.00		2,735.00	8,650.00		8,650.00	6,220.00		6,220.00	471,167.36		471,167.36
Miscellaneous Income	38,210.70		38,210.70	16,776.60		16,776.60	118,888.67		118,888.67	154,539.00		154,539.00
<b>Income from Other Sources</b>	<b>40,945.70</b>	<b>-</b>	<b>40,945.70</b>	<b>25,426.60</b>	<b>-</b>	<b>25,426.60</b>	<b>125,108.67</b>	<b>-</b>	<b>125,108.67</b>	<b>625,706.36</b>	<b>-</b>	<b>625,706.36</b>
<b>Total Income</b>	<b>9,291,941.59</b>	<b>155,990.00</b>	<b>9,447,931.59</b>	<b>8,576,265.11</b>	<b>417,557.90</b>	<b>8,993,823.01</b>	<b>9,710,856.73</b>	<b>89,200.00</b>	<b>9,800,056.73</b>	<b>7,634,429.14</b>	<b>-</b>	<b>7,634,429.14</b>
<b>Expenses</b>												
Personal Services												
Salaries & Wages, Part Time	15,925.60		15,925.60	66,016.67		66,016.67	149,855.70		149,855.70	223,300.19		223,300.19
Salaries & Wages, Emergency Laborer	1,053,221.00	448,715.00	1,501,936.00	1,246,073.08	46,315.50	1,292,388.58	1,507,781.62		1,507,781.62	1,377,105.27		1,377,105.27
Honoraria	1,980.00	60,000.00	61,980.00	14,922.95		14,922.95				2,000.00	26,400.00	28,400.00
Overtime Expenses	64,730.52		64,730.52	94,325.37		94,325.37	110,610.81		110,610.81	129,219.12		129,219.12
Other Personnel Benefits	374,275.36		374,275.36	73,693.70		73,693.70	18,313.08		18,313.08	25,003.30		25,003.30
<b>Total PS</b>	<b>1,510,142.48</b>	<b>508,715.00</b>	<b>2,018,857.48</b>	<b>1,495,031.77</b>	<b>46,315.50</b>	<b>1,541,347.27</b>	<b>1,786,561.21</b>	<b>-</b>	<b>1,786,561.21</b>	<b>1,756,627.88</b>	<b>26,400.00</b>	<b>1,783,027.88</b>
MOOE												
Traveling Expenses, local	89,069.59	89,872.90	178,942.49	336,797.76	22,838.50	359,636.26	219,989.89		219,989.89	133,061.02	9,860.00	142,921.02
Training Expenses				10,450.00		10,450.00	42,950.00		42,950.00	62,839.50		62,839.50
Office Supplies Expenses	34,775.95	18,258.00	53,033.95	26,404.00	17,428.50	43,832.50	17,897.00		17,897.00	5,702.70	1,785.00	7,487.70
Accountable Forms Expenses		13,866.00	13,866.00	1,750.00		1,750.00	731.00		731.00			
Animal/Zoological Supplies Expenses	338,211.00		338,211.00	351,523.80		351,523.80	453,955.40		453,955.40	287,672.50		287,672.50
Food Supplies Expenses										6,360.66		6,360.66
Drugs & Medicines expenses	5,832.00		5,832.00									
Gasoline, Oil & Lubricants Expenses	28,831.00	18,845.60	47,676.60	137,238.60		137,238.60	56,863.12		56,863.12	434,119.80		434,119.80
Agricultural Supplies expenses	1,616,444.10		1,616,444.10	1,456,038.77		1,456,038.77	1,489,590.54		1,489,590.54	1,351,840.05	172,880.00	1,524,720.05
Textbooks and Materials							2,684.35		2,684.35	590.25		590.25
Other Supplies Expenses	232,604.50	798,250.75	1,030,855.25	7,148.00	66,285.00	73,433.00	37,415.00		37,415.00	62,680.55		62,680.55
Water Expenses	67,678.00		67,678.00							24,140.00		24,140.00
Electricity Expenses	511,562.44		511,562.44	419,075.52		419,075.52	628,756.69		628,756.69	424,866.07		424,866.07
Cooking Gas Expenses										900.00		900.00
Postage & Deliveries										844.80		844.80
Telephone Expenses, Mobile		15,280.00	15,280.00				1,017.10		1,017.10	20,635.87		20,635.87
Internet Expenses												
Cable, Satellite, Telegram & Radio Expenses	21,210.00		21,210.00	1,941.93		1,941.93				18,240.00		18,240.00
Advertising Expenses	2,000.00		2,000.00	15,740.00		15,740.00	19,070.00		19,070.00	2,500.00		2,500.00



# COMPARATIVE INCOME STATEMENT

FY 2010-2013

AGENCY: JOSE RIZAL MEMORIAL STATE UNIVERSITY

Fund Source: INCOME GENERATING PROJECTS

PARTICULARS	FY 2010			FY 2011			FY 2012			FY 2013		
	IGP	PCCARD	TOTAL	IGP	PCCARD	TOTAL	IGP	PCCARD	TOTAL	IGP	PCCARD	TOTAL
Printing & Binding Expenses			-	1,602.75		1,602.75			-	7,296.50		7,296.50
Rent Expenses	122,241.00	48,964.20	171,205.20	382,927.00	42,166.50	435,093.50	11,850.00		11,850.00	3,000.00		3,000.00
Representation Expenses	29,000.00	683.96	29,683.96			-			-	27,489.75	32,600.00	60,089.75
Transportation & Delivery Expenses	75,000.00	5,000.00	80,000.00	35,000.00		35,000.00			-			-
Survey Expenses	74,133.00	8,000.00	82,133.00	81,642.36	11,665.00	93,307.36	88,888.75		88,888.75	58,690.75	5,000.00	63,690.75
General Services			-	179,034.93		179,034.93	228,005.90		228,005.90	86,999.32	29,397.50	116,396.82
Other Professional Services			-			-			-	60,928.00		60,928.00
Repairs & Maint., Land Improvements			-			-			-	62,785.00		62,785.00
Repairs & Maint., Office Building	10,049.10		10,049.10	68,410.00		68,410.00			-	477,783.00		477,783.00
Repairs & Maint., School Building	62,617.74		62,617.74	226,160.00		226,160.00	11,580.00		11,580.00			-
Repairs & Maint., Other Structure			-			-			-	13,200.00		13,200.00
Repairs & Maint., Office Equipment	13,775.50		13,775.50			-			-			-
Repairs & Maint., Agricultural Equipment	87,744.00		87,744.00	119,704.64		119,704.64	95,098.48		95,098.48	47,360.96		47,360.96
Repairs & Maint., Machineries	62,458.95		62,458.95	55,348.87		55,348.87	247,830.66		247,830.66	187,096.60		187,096.60
Repairs & Maint., Motor Vehicles			-			-			-	2,410.00		2,410.00
Repairs & Maint., Other Property, Plant & Equipment	7,528.12		7,528.12			-	13,928.30		13,928.30	7,492.18		7,492.18
Taxes, Duties & Licenses			-			-	61,040.33		61,040.33	32,093.39		32,093.39
Insurance Expenses			-	8,378.94		8,378.94			-			-
Depreciation, Office Building			-	32,528.72		32,528.72			-	15,576.42		15,576.42
Depreciation, Office Equipment	31,274.52		31,274.52			-	23,247.42		23,247.42			-
Depreciation, Furniture & Fixtures	2,647.50		2,647.50	7,074.00		7,074.00	7,074.00		7,074.00			-
Depreciation, IT Equipment & Software	54,254.28		54,254.28	58,948.61		58,948.61	35,460.35		35,460.35			-
Depreciation, Technical, Scientific Equipment	20,250.00		20,250.00	22,804.12		22,804.12	27,912.36		27,912.36			-
Depreciation, Other Machineries & Equipment			-			-			-			-
Depreciation, Motor Vehicles	42,372.00		42,372.00	58,965.78		58,965.78	186,439.56		186,439.56			-
Depreciation, Other Transportation Equipment			-			-			-			-
Depreciation, Other Property, Plant & Equipment	67,636.39	2,229.00	69,865.39	81,955.65	13,374.00	95,329.65	74,853.06	26,986.50	101,839.56		28,224.00	28,224.00
Other Maintenance & Operating Expenses	820,356.60	113,922.00	934,278.60	1,008,652.95	8,629.50	1,017,282.45	1,186,276.82		1,186,276.82			-
Total MOOE	4,531,557.28	1,133,172.41	5,664,729.69	5,206,747.70	182,387.00	5,389,134.70	5,270,406.08	26,986.50	5,297,392.58	3,927,195.64	279,746.50	4,206,942.14
Total Expenses	6,041,699.76	1,641,887.41	7,683,587.17	6,701,779.47	228,702.50	6,930,481.97	7,056,967.29	26,986.50	7,083,953.79	5,683,823.52	306,146.50	5,989,970.02
Excess of Income Over Expenses	3,250,241.83	(1,485,897.41)	1,764,344.42	1,874,485.64	188,855.40	2,063,341.04	2,653,889.44	62,213.50	2,716,102.94	1,950,605.62	(306,146.50)	1,644,459.12

PREPARED BY:

EFREN G. CAGBABANUA  
Budget Officer III

CERTIFIED CORRECT:

NATHANIEL G. DAYMIEL  
Administrative Officer V  
OIC - Accounting Office

**COMPARATIVE BALANCE SHEET**  
**FY 2010-2013**

**AGENCY: JOSE RIZAL MEMORIAL STATE UNIVERSITY**

**FUND SOURCE: GENERAL APPROPRIATION ACT (GAA)**

PARTICULARS	FY 2010	FY 2011	FY 2012	FY 2013
<b>ASSETS</b>				
Current Assets				
Cash				
Cash - Collecting Officer	22,789.71	26,703.00	20,574.00	7,337.20
Petty Cash Fund	491.85	491.85	491.85	
Payroll Fund	107,034.72	50,708.97	20,700.18	534,079.12
Cash - National Treasury, MDS			0.70	
Cash - National Treasury, Special MDS				
Cash In Bank - Local Currency, CA	2,653,922.25	2,307,481.33	3,433,495.83	7,737,681.26
Total Cash	2,784,238.53	2,385,385.15	3,475,262.56	8,279,097.58
Receivables				
Accounts Receivables	1,000.02	1,000.02	1,000.02	(15,450.68)
Advances to Employees/Officers				74,079.15
Receivables - Disallowances/Charges	231,528.31	231,528.31	217,489.53	191,250.98
Due from Officers & Employees	564,214.74	308,085.09	110,189.34	
Other Receivables	31,809.08	35,599.63	35,599.63	35,599.63
Total Receivables	828,552.15	576,213.05	364,278.52	285,479.08
Inventories				
Office Supplies	321,387.34	457,291.84	416,488.82	1,034,544.93
Accountable Forms				54,000.00
Animal/Zoological Supplies Inventory				393.20
Foods Supplies Inventory				181,740.00
Drugs & Medicines				
Medical, Dental & Laboratory				3,375.50
Gasoline, Oil and Lubricants	405,971.58	242,480.14	315,290.81	913,611.78
Agricultural Supplies	14,890.00	14,890.00	14,890.00	15,226.59
Other Supplies	25,342.00	25,342.00	25,342.00	340,156.34
Spare Parts Inventory				96,023.78
Construction Materials Inventory				17,526.50
Total Inventories	767,590.92	740,003.98	772,011.63	2,656,598.62
Prepayments				
Prepaid Insurance	17,244.42	11,750.03	8,793.25	36,111.25
Other Prepaid Insurance				32,490.00
Guarantee Deposits	442.00	442.00	442.00	442.00
<b>Total Current Assets</b>	<b>4,398,068.02</b>	<b>3,713,794.21</b>	<b>4,620,787.96</b>	<b>11,290,218.53</b>
Property Plant and Equipment (PPE)				
Land	1,782,833.90	1,782,833.90	1,782,833.90	1,782,833.90
Land Improvements	550,074.71	550,074.71	550,074.71	550,074.71
Electrification, Power & Energy				
Office Building	3,533,606.79	3,533,606.79	3,533,606.79	3,533,606.79
School Building	36,134,195.25	36,134,195.25	35,193,074.57	35,193,074.57
Other Structures	136,396.71	136,396.71	261,464.37	261,464.37
Office Equipment	15,831,377.89	15,889,227.89	15,889,227.89	17,333,261.81
Furnitures & Fixtures	337,662.00	337,662.00	337,662.00	338,512.00
IT Equipment & Software	2,067,935.00	2,067,935.00	2,067,935.00	2,082,093.50
Library Books	2,274,889.31	2,274,889.31	2,274,889.31	2,352,936.81
Machineries	575,101.34	575,101.34	575,101.34	575,101.34
Agricultural Equipment				
Communication Equipment	13,500.00	13,500.00	13,500.00	13,500.00
Firefighting Equipment & Accessories	16,563.00	16,563.00	16,563.00	16,563.00



**COMPARATIVE BALANCE SHEET**  
**FY 2010-2013**

**AGENCY: JOSE RIZAL MEMORIAL STATE UNIVERSITY**  
**FUND SOURCE: GENERAL APPROPRIATION ACT (GAA)**

PARTICULARS	FY 2010	FY 2011	FY 2012	FY 2013
Medical, Dental & Laboratory Equipment	47,566.00	47,566.00	47,566.00	47,566.00
Military & Police Equipment				
Sports Equipment				
Technical & Scientific Equipment	5,792,335.14	5,792,335.14	5,792,335.14	5,792,335.14
Other Machineries & Equipment	615,790.75	615,790.75	615,790.75	615,790.75
Motor Vehicle	1,561,855.00	1,561,855.00	1,561,855.00	1,561,855.00
Other Property, Plant & Equipment	3,022,520.21	3,022,520.21	3,022,520.21	3,022,520.21
Artesian Wells, Reservoirs, Pumping Stations	143,955.00	143,955.00	143,955.00	143,955.00
Items in Transit				
Construction in Progress	1,563,962.50	1,563,962.50	1,563,962.50	2,188,539.75
Work/Other Animals	3,280.00	3,280.00	3,280.00	3,280.00
Total	76,005,400.50	76,063,250.50	75,247,197.48	77,408,864.65
Less: Accumulated Depreciation	11,612,421.07	12,389,851.94	12,924,540.11	(13,448,324.89)
Total Property Plant and Equipment	64,392,979.43	63,673,398.56	62,322,657.37	63,960,539.76
TOTAL ASSETS	68,791,047.45	67,387,192.77	66,943,445.33	75,250,758.29
<b>LIABILITIES</b>				
<b>Current Liabilities</b>				
Accounts Payable	2,158,462.61	424,582.40	811,342.77	2,843,771.26
Due to Officers & Employees	442,532.12	518,222.68	332,767.77	861,219.93
Due to BIR	410,106.01	323,803.55	361,631.36	370,050.44
Due to GSIS	396,940.10	362,845.94	409,096.27	403,545.81
Due to Pag-IBIG	(15,295.99)	70,815.95	(10,021.14)	(7,780.62)
Due to Philhealth	136,936.91	178,294.41	150,708.91	127,541.75
Due to NGAs				
Due to Other GOCC's	(36,338.45)	306,470.85	(28,311.69)	(30,889.08)
Due to LGUs				
Due to Other Funds				(100.00)
Performance/Bidders/Bail Bonds Payable				
Other Payables	28,646.91	23,313.03	95,633.58	196,100.08
Total Current Liabilities	3,521,990.22	2,208,348.81	2,122,847.83	4,763,459.57
Total Liabilities	3,521,990.22	2,208,348.81	2,122,847.83	4,763,459.57
<b>Equity</b>				
Government Equity, Beginning	65,834,353.18	65,295,505.67	65,178,843.96	66,422,193.37
Retained Operating Surplus				
Current Operations	512,302.18	1,376,386.54	1,562,313.79	345,609.92
Retained Operating Surplus				3,448,768.92
Prior Year's Adjustment	(1,077,598.13)	(1,493,048.25)	(1,920,560.25)	270,726.51
Total	(565,295.95)	(116,661.71)	(358,246.46)	4,065,105.35
Government Equity, End	65,269,057.23	65,178,843.96	64,820,597.50	70,487,298.72
TOTAL LIABILITIES & EQUITY	68,791,047.45	67,387,192.77	66,943,445.33	75,250,758.29

PREPARED BY:

CERTIFIED CORRECT:

**EFREN G. CAGBABANUA**  
Budget Officer III

**NATHANIEL G. DAYMIEL**  
Administrative Officer V  
OIC - Accounting Office

**COMPARATIVE BALANCE SHEET**  
**FY 2010-2013**

**Agency: JOSE RIZAL MEMORIAL STATE COLLEGE**  
**Fund Source: Student Trust Fund**

PARTICULARS	FY 2010	FY 2011	FY 2011	FY 2013
<b>ASSETS</b>				
Current Assets				
Cash				
Cash - Collecting Officer	224,809.98	314,665.23	769,098.17	940,431.52
Petty Cash Fund	(491.85)	(491.85)	(491.85)	
Payroll Fund	254,723.22	49,280.29	(12,739.00)	264,981.00
Cash - National Treasury, MDS				
Cash - National Treasury, Special MDS				
Cash In Bank - Local Currency, CA	74,135,902.65	92,179,803.04	127,582,682.14	140,116,280.72
Total Cash	74,614,944.00	92,543,256.71	128,338,549.46	141,321,693.24
Receivables				
Accounts Receivables	7,170,555.03	13,093,701.79	11,576,986.79	33,479,399.29
Less: Allowance for Doubtful Accounts				(237,304.65)
Advances to Employees/Officers	1,116.16	1,116.16		1,391,729.39
Due from Other Funds	2,536.37			
Receivables - Disallowances/Charges		(5,142.50)	697,000.00	3,139,308.00
Due from Officers & Employees	4,617,194.37	3,787,957.11	3,684,247.46	
Other Receivables	2,640,599.99	2,768,859.44	2,768,859.44	16,053,258.84
Total Receivables	14,432,001.92	19,646,492.00	18,727,093.69	53,826,390.87
Inventories				
Work In Process Inventory				42,274.00
Finished Goods Inventory				22,483.00
Merchandise Inventory				638,839.29
Office Supplies	301,707.28	485,171.38	742,916.54	1,565,811.43
Accountable Forms	15,000.00	15,000.00	65,000.00	312,000.00
Animal/Zoological Supplies Inventory				
Foods Supplies Inventory				49,300.00
Drugs & Medicines	7,200.20	7,200.20	7,200.20	7,200.20
Medical, Dental & Laboratory	171,433.50	176,611.25	176,611.25	234,313.00
Textbook & Instructional Materials	35,934.00	35,934.00	145,754.73	648,585.31
Gasoline, Oil and Lubricants	357,253.90	379,094.33	391,422.63	836,281.81
Agricultural Supplies				19,725.78
Other Supplies	117,186.75	190,336.75	219,035.75	2,294,912.53
Livestock Inventory				
Crops & Fruits Inventory				52,157.00
Spare Parts Inventory				3,830,952.86
Construction Materials Inventory				
Total Inventories	1,005,715.63	1,289,347.91	1,747,941.10	10,554,836.21
Prepayments				
Prepaid Insurance				322,968.50
Advances to Contractors				659,500.00
Other Prepaid Insurance				2,100.00
Other Current Assets				
Guarantee Deposits				
<b>Total Current Assets</b>	<b>90,052,661.55</b>	<b>113,479,096.62</b>	<b>148,813,584.25</b>	<b>206,687,488.82</b>
Property Plant and Equipment (PPE)				
Land				



**COMPARATIVE BALANCE SHEET**  
**FY 2010-2013**

**Agency: JOSE RIZAL MEMORIAL STATE COLLEGE**

**Fund Source: Student Trust Fund**

PARTICULARS	FY 2010	FY 2011	FY 2011	FY 2013
Land Improvements	462,499.72	462,499.72	765,073.44	1,744,100.33
Electrification, Power & Energy	746,458.80	863,458.80	863,458.80	2,567,018.80
Office Building	875,305.75	1,277,554.75	1,277,554.75	1,517,942.53
School Building	20,746,667.25	20,746,667.25	22,288,592.50	26,095,467.96
Other Structures	11,079,930.72	14,539,966.93	24,022,602.40	21,029,207.25
Office Equipment	16,059,007.77	17,689,139.39	19,524,306.06	21,759,119.62
Furnitures & Fixtures	1,655,282.52	1,838,053.52	2,039,096.77	2,925,402.57
IT Equipment & Software	16,902,953.97	21,693,454.09	24,975,130.29	52,428,088.02
Library Books	2,950,792.15	3,679,331.65	3,742,701.65	4,788,743.90
Machineries	14,595.00	14,595.00	14,595.00	30,275.00
Agricultural Equipment	12,420.00	12,420.00	178,920.00	132,062.75
Communication Equipment	72,567.75	72,567.75	132,062.75	410,873.00
Firefighting Equipment & Accessories	61,389.98	61,389.98	61,389.98	126,911.98
Medical, Dental & Laboratory Equipment	3,338,382.80	9,838,382.80	10,758,482.80	10,678,653.56
Military & Police Equipment	729,374.60	866,334.60	925,226.60	1,567,226.60
Sports Equipment	106,080.00	146,860.00	146,860.00	207,752.50
Technical & Scientific Equipment	2,826,489.00	2,826,489.00	3,162,489.00	2,959,714.36
Other Machineries & Equipment	5,021,916.13	6,817,569.13	8,483,998.13	10,960,135.74
Motor Vehicle	5,554,542.31	5,608,542.31	7,315,328.92	8,443,289.92
Other Property, Plant & Equipment	1,874,564.20	2,220,101.44	41,900,897.70	48,178,308.82
Other Transportation Equipment		34,500.00	28,650.00	
Artesian Wells, Reservoirs, Pumping Stations	13,850.00	13,850.00	33,138.00	33,138.00
Items in Transit		126,552.50	126,552.50	126,552.50
Construction in Progress	9,393,024.08	14,710,627.81	17,161,200.39	30,399,309.42
Work/Other Animals				
Other Asset				55,058.80
Fixed Assets in Transit	126,552.50			
Total	100,624,647.00	126,160,908.42	189,928,308.43	249,164,353.93
Less: Accumulated Depreciation	14,893,198.15	21,186,294.53	27,336,043.00	(35,937,931.19)
Total Property Plant and Equipment	85,731,448.85	104,974,613.89	162,592,265.43	213,226,422.74
<b>TOTAL ASSETS</b>	<b>175,784,110.40</b>	<b>218,453,710.51</b>	<b>311,405,849.68</b>	<b>419,913,911.56</b>
<b>LIABILITIES</b>				
<b>Current Liabilities</b>				
Accounts Payable	2,717,607.74	2,366,297.87	2,222,046.87	19,318,646.81
Due to Officers & Employees	52,385.98	83,771.24	247,095.92	800,820.82
Due to BIR	1,023,555.36	1,021,579.60	1,092,376.67	767,837.83
Due to GSIS	72,793.82	72,964.91	114,148.02	31,424.79
Due to Pag-IBIG	8,571.50	10,416.50	10,671.50	16,005.83
Due to Philhealth	8,223.50	12,618.50	14,595.00	8,170.00
Due to NGAs	2,558,389.00	2,335,868.00	11,972,450.22	12,917,146.62
Due to Other GOCC's	48,361.25	31,881.25	27,465.09	45,555.09
Due to LGUs				710,000.00
Due to Other Funds				
Performance/Bidders/Bail Bonds Payable	115,395.00	63,900.00	63,900.00	308,327.08
Other Payables	17,994,147.41	19,974,305.70	22,228,715.88	32,015,218.01
Total Current Liabilities	24,599,430.56	25,973,603.57	37,993,465.17	66,939,152.88
<b>Long Term Liabilities</b>				
Mortgage Payable	11,569,999.94	9,789,999.92	47,310,097.90	49,423,414.87

**COMPARATIVE BALANCE SHEET  
FY 2010-2013**

**Agency: JOSE RIZAL MEMORIAL STATE COLLEGE**

**Fund Source: Student Trust Fund**

PARTICULARS	FY 2010	FY 2011	FY 2011	FY 2013
Other Liabilities				
Other Deferred Credits - BTVE	3,529,066.39	10,045,380.17	13,763,156.60	
Other Deferred Credits - Safe Loan	352,000.00	352,000.00	352,000.00	20,569,020.26
Total Deferred Credits	3,881,066.39	10,397,380.17	14,115,156.60	20,569,020.26
Total Liabilities	40,050,496.89	46,160,983.66	99,418,719.67	136,931,588.01
Equity				
Government Equity, Beginning	111,892,669.30	134,221,267.66	172,292,726.85	221,633,223.41
Retained Operating Surplus				
Current Operations	27,967,847.83	40,294,269.40	42,866,020.93	55,353,441.56
Retained Operating Surplus			2,538,752.00	
Prior Year's Adjustment	(4,126,903.62)	(2,222,810.21)	(5,710,369.77)	5,995,658.58
Total	23,840,944.21	38,071,459.19	39,694,403.16	61,349,100.14
Government Equity, End	135,733,613.51	172,292,726.85	211,987,130.01	282,982,323.55
TOTAL LIABILITIES & EQUITY	175,784,110.40	218,453,710.51	311,405,849.68	419,913,911.56

PREPARED BY:

CERTIFIED CORRECT:

EFREN G. CAGBABANUA  
Budget Officer III

NATHANIEL G. DAYMIEL  
Administrative Officer V  
OIC - Office of the Accountant



# COMPARATIVE BALANCE SHEET

FY 2010-2013

Agency: JOSE RIZAL MEMORIAL STATE UNIVERSITY  
Fund Source: INCOME GENERATING PROJECTS

PARTICULARS	FY 2010			FY 2011			FY 2012			FY 2013		
	IGP	PCCARD	TOTAL	IGP	PCCARD	TOTAL	IGP	PCCARD	TOTAL	IGP	PCCARD	TOTAL
<b>ASSETS</b>												
Current Assets												
Cash												
Cash - Collecting Officer	16,098.00		16,098.00	14,410.05		14,410.05	80,612.50		80,612.50	638.00		638.00
Payroll Fund	216,000.00		216,000.00	86,969.80		86,969.80	0.00		0.00			0.00
Cash In Bank - Local Currency, CA	4,574,048.54	725,875.30	5,299,923.84	5,423,554.85	449,049.83	5,872,604.68	6,325,178.25	217,660.98	6,542,839.23	6,498,575.02	795,179.05	7,293,754.07
Total Cash	4,806,146.54	725,875.30	5,532,021.84	5,524,934.70	449,049.83	5,973,984.53	6,405,790.75	217,660.98	6,623,451.73	6,499,213.02	795,179.05	7,294,392.07
Receivables												
Advances to Employees/Officers			0.00			0.00			0.00	9,664.00		9,664.00
Receivables - Disallowances/Charges			0.00			0.00			560.00	780.55		780.55
Due from Officers & Employees	221,713.10		221,713.10	205,430.10		205,430.10	7,624.00		7,624.00			
Other Receivables			0.00	328,800.00		328,800.00	115,180.61		115,180.61	33,619.61		33,619.61
Total Receivables	221,713.10	0.00	221,713.10	534,230.10	0.00	534,230.10	123,364.61	0.00	123,364.61	44,064.16	0.00	44,064.16
Inventories												
Office Supplies	30,060.00		30,060.00	125,060.00		125,060.00	130,759.00		130,759.00	252,023.42		252,023.42
Animal/Zoological Supplies Inventory			0.00			0.00			10,302.70	10,302.70		10,302.70
Textbook & Instructional Materials	307,738.86		307,738.86	307,738.86		307,738.86	307,738.86		307,738.86	307,738.86		307,738.86
Gasoline, Oil and Lubricants	117,843.41		117,843.41	19,815.57		19,815.57	201,775.57		201,775.57	184,364.68		184,364.68
Agricultural Supplies	27,387.85		27,387.85	80,442.85		80,442.85	30,937.85		30,937.85	109,990.85		109,990.85
Other Supplies	4,000.00	343,184.65	347,184.65	62,795.00	343,184.65	405,979.65	62,795.00		62,795.00	124,409.40		124,409.40
Livestock Inventory			0.00	990,100.00		990,100.00	990,100.00		990,100.00	1,312,561.25		1,312,561.25
Crops & Fruits Inventory			0.00	836,000.00		836,000.00	26,800.00		26,800.00	26,800.00		26,800.00
Spare Parts Inventory			0.00			0.00			0.00	51,111.32		51,111.32
Construction Materials Inventory			0.00			0.00			0.00	28,439.72		28,439.72
Total Inventories	487,030.12	343,184.65	830,214.77	2,421,952.28	343,184.65	2,765,136.93	1,750,906.28	0.00	1,750,906.28	2,407,742.20	0.00	2,407,742.20
Prepayments												
Prepaid Insurance			0.00	1,860.52		1,860.52	5,042.23		5,042.23	5,834.93		5,834.93
Total Current Assets	5,514,889.76	1,069,059.95	6,583,949.71	8,482,977.60	792,234.48	9,275,212.08	8,285,103.87	217,660.98	8,502,764.85	8,956,854.31	795,179.05	9,752,033.36
Property Plant and Equipment (PPE)												
Land			0.00			0.00			0.00			0.00
Land Improvements	1,707,476.84		1,707,476.84	1,707,476.84		1,707,476.84	1,707,476.84		1,707,476.84	1,707,476.84		1,707,476.84
Electricification, Power & Energy			0.00			0.00			0.00	18,000.00		18,000.00
Office Building			0.00			0.00			0.00			0.00
School Building	6,096,843.99		6,096,843.99	6,096,843.99		6,096,843.99	6,323,204.10		6,323,204.10	6,323,204.10		6,323,204.10
Other Structures	2,598,199.57		2,598,199.57	2,598,199.57		2,598,199.57	2,598,199.57		2,598,199.57	2,598,199.57		2,598,199.57
Office Equipment	467,778.50		467,778.50	467,778.50		467,778.50	474,216.93		474,216.93	534,067.93		534,067.93
Furnitures & Fixtures	552,312.00		552,312.00	552,312.00		552,312.00	552,312.00		552,312.00	649,882.00		649,882.00
IT Equipment & Software	1,202,945.46		1,202,945.46	1,349,829.76		1,349,829.76	1,354,824.76		1,354,824.76	1,545,269.76		1,545,269.76
Library Books			0.00			0.00			0.00	35,761.25		35,761.25
Machineries	88,995.00		88,995.00	88,995.00		88,995.00	88,995.00		88,995.00	88,995.00		88,995.00
Agricultural Equipment	2,663,939.19		2,663,939.19	2,663,939.19		2,663,939.19	2,663,939.19		2,663,939.19	2,663,939.19		2,663,939.19
Communication Equipment			0.00			0.00			0.00			0.00
Freightening Equipment & Accessories			0.00			0.00			0.00			0.00
Medical, Dental & Laboratory Equipment			0.00			0.00			0.00			0.00
Military & Police Equipment			0.00			0.00			0.00			0.00
Sports Equipment			0.00			0.00			0.00			0.00
Technical & Scientific Equipment	796,539.41		796,539.41	881,676.41		881,676.41	881,676.41		881,676.41	881,676.41		881,676.41
Other Machineries & Equipment	1,352,645.47		1,352,645.47	1,352,645.47		1,352,645.47	1,352,645.47		1,352,645.47	1,352,645.47		1,352,645.47

## COMPARATIVE BALANCE SHEET

FY 2010-2013

Agency: JOSE RIZAL MEMORIAL STATE UNIVERSITY  
Fund Source: INCOME GENERATING PROJECTS

PARTICULARS	FY 2010			FY 2011			FY 2012			FY 2013		
	IGP	PCCARD	TOTAL	IGP	PCCARD	TOTAL	IGP	PCCARD	TOTAL	IGP	PCCARD	TOTAL
Motor Vehicle	1,597,934.40		1,597,934.40	1,966,684.40		1,966,684.40	3,445,084.40		3,445,084.40	3,445,084.40		3,445,084.40
Other Property, Plant & Equipment	738,549.63	74,300.00	812,849.63	847,751.63	74,300.00	922,051.63	961,010.63	123,800.00	1,084,810.63	1,184,877.63	123,800.00	1,308,677.63
Other Transportation Equipment			0.00			0.00			0.00			0.00
Artesian Wells, Reservoirs, Pumping Stations	811,227.26		811,227.26	811,227.26		811,227.26	811,227.26		811,227.26	811,227.26		811,227.26
Items in Transit			0.00			0.00			0.00			0.00
Construction in Progress			0.00			0.00			0.00	230,711.50		230,711.50
Work/Other Animals	24,000.00		24,000.00	24,000.00		24,000.00	24,000.00		24,000.00	24,000.00		24,000.00
Other Asset			0.00			0.00			0.00			0.00
Fixed Assets in Transit			0.00			0.00			0.00			0.00
Total	20,699,386.72	74,300.00	20,773,686.72	21,408,360.02	74,300.00	21,483,660.02	23,238,612.56	123,800.00	23,362,612.56	24,095,018.31	123,800.00	24,218,818.31
Less: Accumulated Depreciation	3,462,894.08	2,229.00	3,465,123.08	3,779,579.20	15,603.00	3,795,182.20	4,118,276.97	42,589.50	4,160,866.47	(4,542,333.30)	(70,813.50)	(4,613,146.80)
Total Property Plant and Equipment	17,236,492.64	72,071.00	17,308,563.64	17,628,780.82	58,697.00	17,688,477.82	19,120,335.59	81,210.50	19,201,746.09	19,552,685.01	52,986.50	19,605,671.51
<b>TOTAL ASSETS</b>	<b>22,751,382.40</b>	<b>1,141,130.95</b>	<b>23,892,513.35</b>	<b>26,112,758.42</b>	<b>850,931.48</b>	<b>26,963,689.90</b>	<b>27,405,639.46</b>	<b>298,871.48</b>	<b>27,704,510.94</b>	<b>28,509,539.32</b>	<b>848,165.55</b>	<b>29,357,704.87</b>
<b>LIABILITIES</b>												
Current Liabilities												
Accounts Payable		550,776.05	550,776.05	262,586.05		262,586.05				457,676.66	93,397.50	551,074.16
Due to BIR	41,097.24	(9,107.13)	31,990.11	6,557.80	(139.10)	6,418.70	5,572.91	159.10	5,732.01	4,963.06		4,963.06
Other Payables	50,330.00	2,085,359.44	2,135,689.44	50,330.00	599,462.03	649,792.03	100,000.00	128,301.88	228,301.88	92,625.00	890,504.05	983,129.05
Total Current Liabilities	91,427.24	2,627,028.36	2,718,455.60	56,887.80	861,908.98	918,796.78	105,572.91	128,460.98	234,033.89	555,264.72	983,901.55	1,539,166.27
Other Liabilities												
Other Deferred Credits - BTVE			0.00	1,164,800.00		1,164,800.00	141,980.61		141,980.61	60,419.61		60,419.61
Total Deferred Credits	0.00	0.00	0.00	1,164,800.00	0.00	1,164,800.00	141,980.61	0.00	141,980.61	60,419.61	0.00	60,419.61
Total Liabilities	91,427.24	2,627,028.36	2,718,455.60	1,221,687.80	861,908.98	2,083,596.78	247,553.52	128,460.98	376,014.50	615,684.33	983,901.55	1,599,585.88
Equity												
Government Equity, Beginning	20,967,069.33		20,967,069.33	22,659,955.16		22,659,955.16	24,891,070.62	(10,977.50)	24,880,093.12	27,158,085.94	170,410.50	27,328,496.44
Retained Operating Surplus												
Current Operations	3,251,167.83	(1,485,897.41)	1,765,270.42	1,874,485.64	(10,977.50)	1,863,508.14	2,653,889.44	62,213.50	2,716,102.94	849,151.52	(306,146.50)	543,005.02
Retained Operating Surplus			0.00			0.00			0.00			0.00
Prior Year's Adjustment	(1,558,282.00)		(1,558,282.00)	356,629.82		356,629.82	(386,874.12)	119,174.50	(267,699.62)	(113,382.47)		(113,382.47)
Total	1,692,885.83	(1,485,897.41)	206,988.42	2,231,115.46	(10,977.50)	2,220,137.96	2,267,015.32	181,388.00	2,448,403.32	735,769.05	(306,146.50)	429,622.55
Government Equity, End	22,659,955.16	(1,485,897.41)	21,174,057.75	24,891,070.62	(10,977.50)	24,880,093.12	27,158,085.94	170,410.50	27,328,496.44	27,893,854.99	(135,736.00)	27,758,118.99
<b>TOTAL LIABILITIES &amp; EQUITY</b>	<b>22,751,382.40</b>	<b>1,141,130.95</b>	<b>23,892,513.35</b>	<b>26,112,758.42</b>	<b>850,931.48</b>	<b>26,963,689.90</b>	<b>27,405,639.46</b>	<b>298,871.48</b>	<b>27,704,510.94</b>	<b>28,509,539.32</b>	<b>848,165.55</b>	<b>29,357,704.87</b>

CERTIFIED CORRECT:

EFREN G. CAGBABANUA  
Budget Officer III

NATHANIEL G. DAYMIEL  
Administrative Officer V  
OIC - Accounting Office



## PERSONNEL PROFILE AND DEVELOPMENT

**Table 15 General Administration and Support Services**

Position	Salary Grade	Dipolog	Katipunan	Dapitan	Siocon	Tampili-san	Total
SUC President II/Univ. Prof	30			1			1
Board Secretary V	24			1			1
Chief Administrative Officer	24			1			1
Financial Management Officer II	24						
Accountant III	19						
Administrative Officer V	18			3	1		4
College Librarian III	18			1			1
Records Officer III	18			1			1
Registrar III	18			1		1	2
Administrative Officer IV	15	1	1			1	3
Nurse II	15				1	1	2
College Librarian II	15		1				1
College Librarian I	13	1					1
Accountant I	12						
School Librarian III	12			1	1		2
Administrative Officer II	11					1	1
Registrar I	11			1			1
School Librarian II	11						
Administrative Officer I	10	1	2	1		2	6
Administrative Assistant III	9	1	1				2
Dormitory Manager I	9		1			1	2
Senior Bookkeeper	9						
Administrative Assistant II	8	1	1	1	2	1	6
Disbursing Officer II	8						
Administrative Aide VI	6			3			3
Security Guard II	5		1		2	1	4
Administrative Aide IV	4		2	4	1	4	11
Forest Ranger	4					2	2
Administrative Aide III	3	3	5	5		4	17
Security Guard I	3	2	4	2	2	6	16
Farm Worker II	4					2	2
Farm Worker I	2		2			7	9
Light Equipment Operator	2		1				1
Administrative Aide I	1	2	3	4	2		11
<b>Total</b>		<b>12</b>	<b>25</b>	<b>31</b>	<b>12</b>	<b>34</b>	<b>114</b>

**Table 16 Higher Education Services**

Position	Salary Grade	Dipolog	Katipunan	Dapitan	Siocon	Tampili-san	Total
University Professor (designated VPRED)	30			1			1
College Professor (designated VPAA)	30			1			1
Professor VI	29					1	1
Professor V	28						0
Professor IV	27						0
Professor III	26		2				2
Professor II	25					2	2
Professor I	24			2			2
Associate Professor V	23	2	1	3			6
Associate Professor IV	22	1	3				4
Associate Professor III	21			3	1	2	6
Associate Professor II	20	4		2		1	7
Associate Professor I	19		1	2		2	5
Assistant Professor IV (1 designated VPA – SG 26)	18	2	3	7	1		13
Assistant Professor III	17	3	4	5	3	3	18
Assistant Professor II	16	3	1	5	1	1	11
Assistant Professor I	15	10	10	21	7	9	57
Instructor III	14	10	3	5	2	7	27

Guidance Counselor III	13			1		1	2
Instructor II	13	1	2	2	5	3	13
Instructor I	12	28	16	57	6	19	126
Guidance Counselor I	11					1	1
<b>Total</b>		<b>64</b>	<b>46</b>	<b>117</b>	<b>26</b>	<b>52</b>	<b>306</b>

Without the administrative staff performing their functions, the University could not successfully accomplish its objectives in its four-fold functions – instruction, research, extension and production. As for this reason, the University, with its intention to develop the capabilities of its manpower for effective service delivery, is providing the administrative staff with applicable seminars and trainings. The following are the seminars and trainings actively attended by the administrative staff.

There are about 112 administrative staff sent to over 69 seminars, conferences and trainings on PhilGEPS, government procurement, Civil Rules, PAGBA, GAD, DOLE programs, frontline services, PBB, agriculture, management practices, and others related to the administrative functions.

## STUDENT AFFAIRS AND SERVICES

Student Affairs and Services are non – academic services, programs and activities designed to facilitate holistic development through various experiential learning activities and to create an environment conducive to the total development of students.(CHED Memo 21 S. 2006).

This School Year 2013-2014, Student Affairs and Services office of the University has actively extended its assistance and services to its students. The office initiated quality, relevant, efficient and effective services and programs which unraveled and honed students' skills and abilities recognizing the diversity of their needs. Through the concerned Deans of the office, problems and issues pertaining to students' rights and concerns especially on intellectual, cultural, social and physical atmosphere in the campuses have been addressed carefully and intelligently. The University believed that students themselves are resources. Thus, the office has also provided them the opportunity to become collaborators of programs and services for the welfare of their fellow students. As a result, the figure below shows the percentage of students and personnel who rated the non-academic services (e.g. Library services, medical/dental services, guidance services, ICT services, etc) as good or better.

It can be gleaned from the figure that Dipolog Campus has the highest student satisfaction. In general, JRMSU System has an average of 94.39% (1<sup>st</sup> Semester - 12,148/12,707 and 2<sup>nd</sup> Semester - 10,198/10,944) students who rated its non-academic services as good or better.

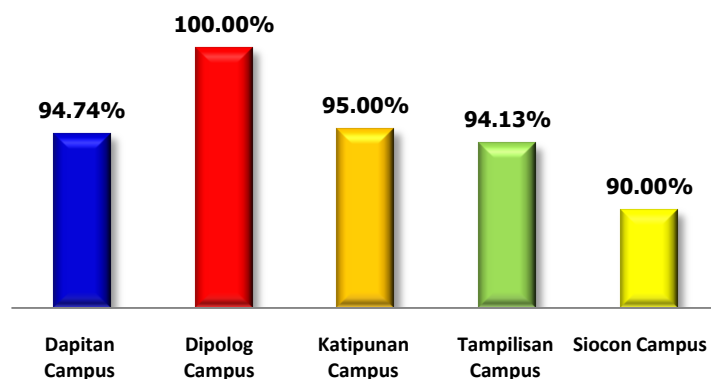


Figure 9 Percentage of Students and Personnel Who Rated the Non-Academic Services as Good or Better



## GUIDANCE SERVICES

As students strive for the quest for learning and excellence, the Guidance and Counseling Office (GCO) stands in its support of maximizing their gift of intelligence and talents and developing them as complete beings, holistic individuals who are ready to compete in the national and the global work market. Programs are well planned in order to make the students become excellent not only in terms of academic aspect but more with personality aspect. The journey of the guidance programs starts with understanding of the self in order to understand others. The programs along this journey do not stop on understanding the self and the inner personality, but these are maximized, developed, and changed in order for the world to also change. Throughout the journey, the GCO is always inspired on the belief of the effective people that, "The world will never change, if we will not change from the inside." The flight ends with a program for employment and job preparation. School Year 2013 – 2014 focused on individual inventory, information and orientation, follow – up, accreditation, referral, symposium and seminar on social and spiritual awareness, information drive to different schools, career mapping, and other activities.



Guidance orientation among the first year students held on June 26, 2013 at CNAHS AVH, JRMSU Main Campus, Dapitan City.



Follow the Guide, Tag a Career, Like the Future (symposium and career guidance) conducted among the high school students of JRMSU on July 31, 2013 at CNAHS AVH, JRMSU Main Campus, Dapitan City.





Personality Enhancement for Career Success (Seminar-Workshop on Job Entry Skills) conducted among students with social science subjects on November 23, 2013 at CNAHS AVH, JRMSU Main Campus, Dapitan City.

## LIBRARY SERVICES

The University library is always open to provide information and support for faculty, students and other people who search additional knowledge for excellence. It pledged to nurture the developing scholar and to instill confidence in dealing with increasing amounts of information in an ever-changing array of formats. Making use of the latest opportunities that can technology can offer, the library provides access to millions of electronic book collections and resources and offers instruction applicable to the academic needs of its users.

The following shows noteworthy accomplishment of the libraries in the University. Statistical summaries for library users and the use of the materials are presented. The technical services, number of new purchased books and additional instructional materials and other equipments are also shown.

**Table 17 Library Holdings Acquisitions**

Purchased		Solicitation/Donation	
Titles	Volumes	Titles	Volumes
72	75	75	250

**Total number of books added, classified and catalogued:**

**Titles:** 154  
**Volumes:** 346

**Table 18 Equipment Acquired**

Unit	Quantity
HD Flat Screen TV Set for Multi Media	1
Tarpaulin Signages	10



Water Dispenser	1
Gang Chairs (4 seters)	4
Swivel Chairs	4
Door Glasses	5

**Table 19 Project Improvement and Renovation**

Name of Project	Quantity	Status
DOST STARBOOKS (E-books)	3 kiosks	Donated by BOST
Panaflex Signages	2 sets	Purchased

**Table 20 Statistical Data on the Client Served**

*Number of times the clients used the section*

	Library	E-Library
Faculty	294	
Students	45,211	67,198

## SPORTS AND ATHLETICS

The Sports / Athletics Office focuses on the development of the students' playing abilities as well as instill the value of sportsmanship in any competitive undertaking. Training sessions were conducted to varsity players for them to gain more strength and endurance when engaged in a more strenuous event. The University sports facilities greatly helped and served as a perfect venue for all major activities and gatherings.

The five campuses of the University have actively taken part during the University Foundation Week Celebration last December 14-18, 2012 which featured sports competitions, literary and musical contests and selection of Mr. & Ms. University 2013 held at the Main Campus, Dapitan City.



Marching students during the opening parade



Dr. Edgar S. Balbuena delivers his warmth welcome address



(L-R) Dr. C. S. Saguin, Dr. E. R. Campiseño, Dr. M. L. Rodriguez, Dr. I. D. Ybarsabal, Dr. Haj. S. E. and Dr. A. O. Lanioso, the top officials of JRMSU System, watch field demonstration



Student athletes of JRMSU System listen to the welcome address of Dr. Edgar S. Balbuena



Field Demonstration



## HEALTH SERVICES

In compliance with University Code, the promotion of health and well-being among the students is the primary concern of the medical and dental personnel. A health service is provided by licensed medical, dental, and allied health professionals.

The school nurse who is permanently stationed in the clinic very accessible to the students and faculty gives daily consultation, immediate treatment/first aid treatment for minor injuries.

## NATIONAL SERVICE TRAINING PROGRAM

The National Service Training Program (NSTP) law or Republic Act 9163 which aims at enhancing civic consciousness and defense preparedness in the youth by developing the ethics of service and patriotism, has three components namely; the Reserve Officers' Training Corps (ROTC), the Civic Welfare Training Service (CWTS) and the Literacy Training Service (LTS).

**Table 21 NSTP Activities of JRMSU Tampilisan Campus**

Date	Activity	Remarks
03 July 2013	TREE PLANTING	887 CADETS of JRMSU – TC ROTC Unit conducted tree planting and brass weeding activity at watershed, ZNAC, Tampilisan, Zamboanga del Norte and able to Plant 1,500 pieces of mahogany seedlings
06 July 2013	CLEAN UP DRIVE	887 basic and advance cadets participated in the activity with the training staff at ZNAC waterfalls
03 August 2013	OPENING OF BOTC 2013	The JRMSU – TC ROTC UNIT conducted a basic officer training course wherein a total of 48 basic cadets both male and female participated the training
14 September 2013	OPENING COLLAR, CLOSING CEREMONY AND ACCEPTANCE OF BASIC OFFICER	82 both basic and advance cadets participated with the training staff in conducting opening collar and closing ceremony
30 September 2013	BLOOD LETTING	Seventy nine (79) cadets of JRMSU-TC ROTCU voluntarily donated four hundred fifty (450) cc of blood each with the total of thirty five thousand five hundred fifty (35,000) cc of different types of blood that was donated to the Philippine Red Cross, Zamboanga del Norte Chapter
10 November 2013	ROTC ADVANCE OFFICERS LEADERSHIP SYMPOSIUM	Twenty five (25) advance officers participated the ROTC advance officers leadership symposium held at Bagarinao Complex, Barra, Dipolog City
11 November 2013	YOUNG CAMP PILIPINAS NATIN BALANGAYAN	Fourteen (14) selected basic and advance ROTC cadets participated the Youth Camp PilipinasNatinBalangayan at JRMSU – TC, ZNAC, Tampilisan, Zamboanga del norte.
16-20 December 2013	5 DAYS SPECIAL TRAINING	The JRMSU-TC ROTC Unit conducted special training in preparation for forth coming RRAATI 2014



**Table 22 NSTP Activities of JRMSU Siocon Campus**

Date	Activity	Place of Activity	Participants
September 6, 2013	Sedlings Preparation (Nursery)	JRMSU Campus	CWTS Students
September 28, 2013	Tree Planting	JRMSC Campus	CWTS Students
June to October 2013			
(Saturday)	Cleaning and Beautification	JRMSC Campus	CWTS Students
November 2013 to			
March 2014 (Sat.)	Street Cleaning	Poblacion, Siocon, ZDN	CWTS Students
July 13, 2013	Physical Fitness/Recreation	JRMSU Campus	Advance ROTC
July 27, 2013	Survival at Sea/ First Aid	Dulongin Beach	ROTC
October 5, 2013	Markmanship/Combat Shooting	Brgy. Tagaytay, Siocon, ZDN.	ROTC
January 11, 2014	Basic Map Reading	Brgy. Poblacion, Siocon, ZDN.	ROTC

## STUDENT PUBLICATION

“The State Collegian”, the Official Publication of JRMSU serves as an avenue for students to develop and enhance their journalistic writing skills. It serves as a medium where the students share their ideas and opinions and even suggestions for the improvement of the University.

## SECURITY SERVICES

For security and safety measures, identification cards are issued and validated every semester and are inspected upon entrance to the school premises.

Visitors who enter the campus are to sign the logbook and are to state their purpose and the person to be visited.

The security personnel are licensed and competent as they can really ensure safety and security to the students, faculty and staff.

## SCHOOL DORMITORIES

Tampilisan Campus has four dormitories which can accommodate more than 200 students managed by a full time Dormitory Manager and assisted by Dorm Matron.

Each dormitory is provided with comfort rooms, bath rooms, individual mini closet, tiled sinks, safe potable water supply and emerging lights.

**Table 23 Distribution of Occupants in Four Dormitories**

Dormitory	First Semester			Second Semester		
	No. of Occupants	Transferred to Other Boarding Houses	Transferred from Other Boarding Houses	No. of Occupants	Transferred to Other Boarding Houses	Transferred from Other Boarding Houses
Ladies Dorm A	101	-	-	98	-	4
Ladies Dorm B	58	-	1	45	-	2

Men's Dorm C	29	-	-	23	-	-
Men's Dorm D	25	-	-	19	-	-
Total Number	213	-	1	185	-	-

## CANTEEN/CAFETERIA

The campus' cafeteria provides nutritious and affordable variety of foods for lunch and snacks for student, instructors and staff.

The cafeteria in-charged has always looked into the sanitation and safety of the food preparation, the cleanliness of the surroundings and even the orderliness in serving the diners.

The cafeteria has also served as an income generating project of the campus.

## SUPREME STUDENT GOVERNMENT

Supreme Student Government serves as a training ground for students to be responsible leaders of their community. Their collaboration and intelligent initiatives by providing students with fulfilling extra-curricular activities are evidences of strong leadership, conducive school atmosphere and supportive office of the Student Affairs and Services.

In the University, student leaders are elected annually through casting of votes as students' exercise their right of suffrage. The five goals of the SSG are developing and promoting leadership abilities, building awareness, respect, and value for all people, striving for and creating motivation for academic excellence, building a partnership between the school and community with service, and creating activities for campus pride and participation.

## PHYSICAL DEVELOPMENT

### Dapitan Campus

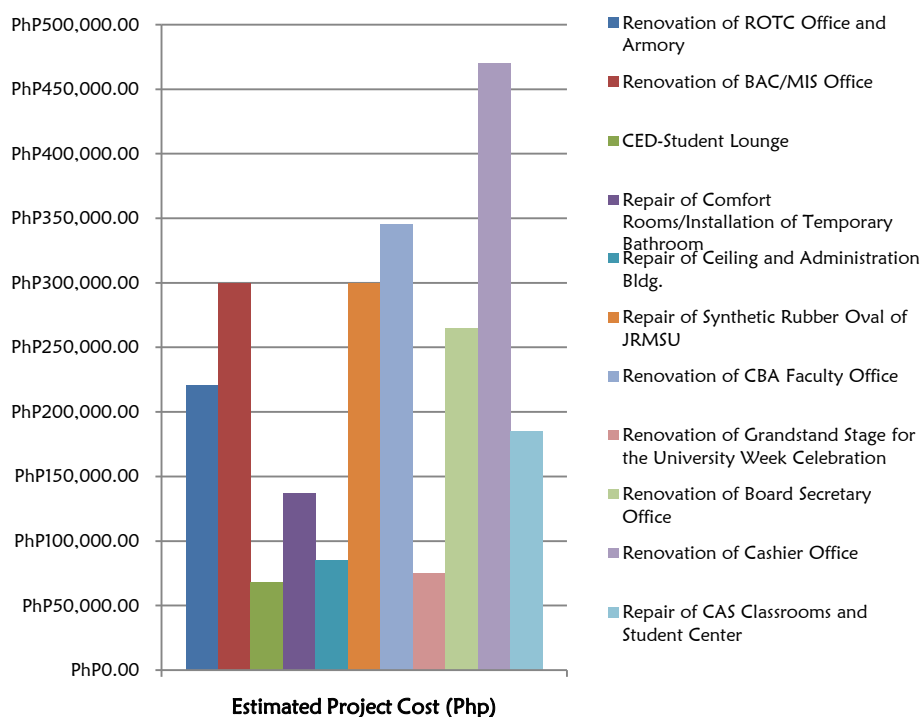


Figure 10 List of Projects Implemented and Their Estimated Cost (Dapitan Campus)



## Katipunan Campus

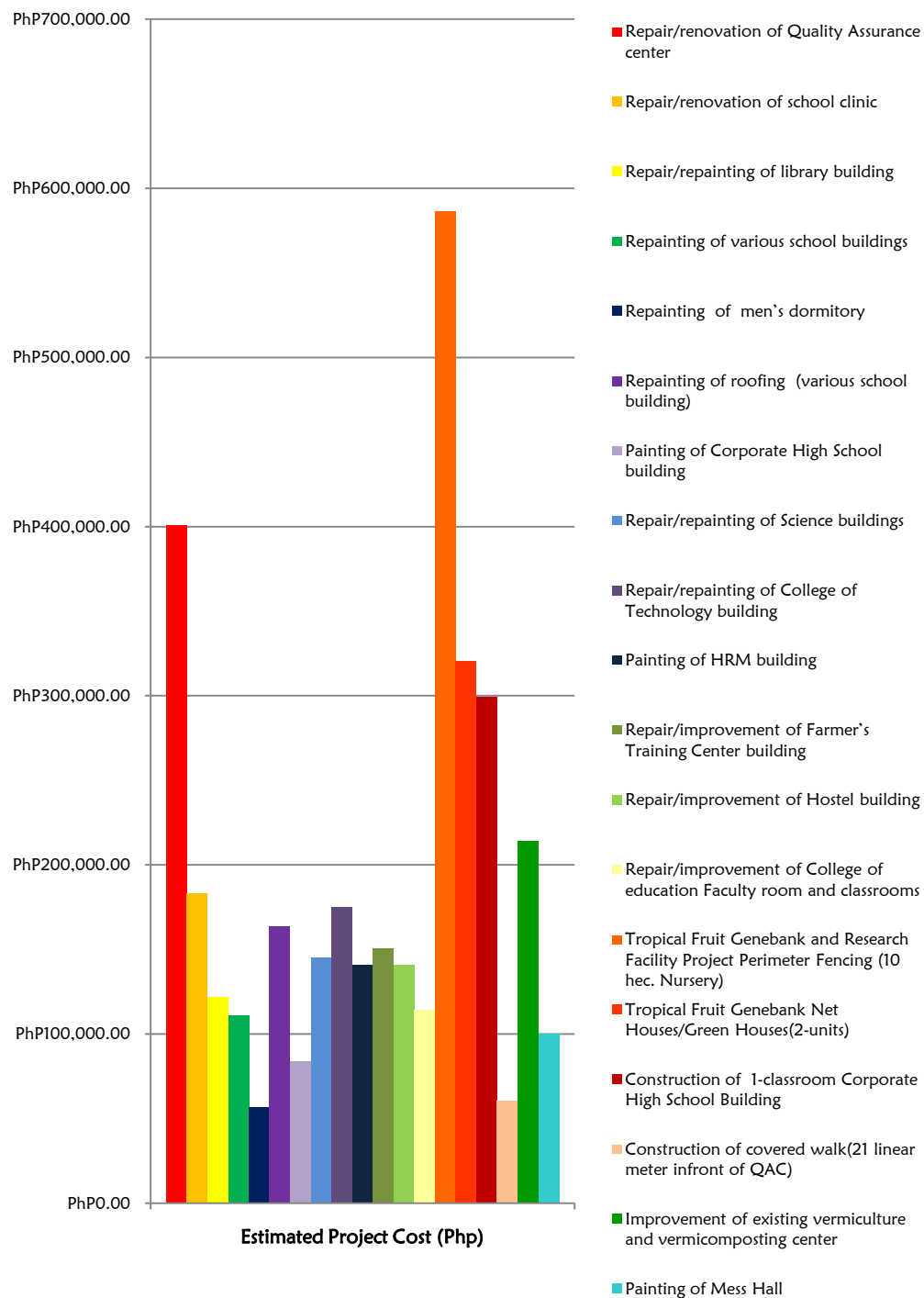


Figure 11 List of Projects Implemented and Their Estimated Cost (Katipunan Campus)

## Tampilisan Campus

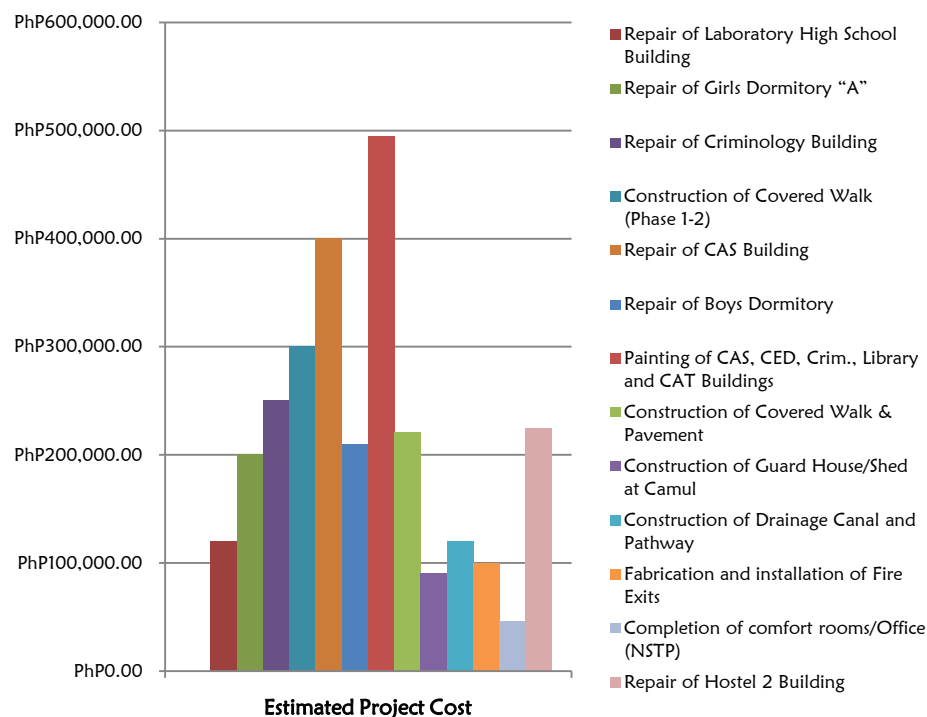


Figure 12 List of Projects Implemented and Their Estimated Cost (Tampilisan Campus)

## Siocon Campus

### List of Projects Implemented

	Name of Project	Date Started	Date Finished
1.	Construction of Two Office Tables	January 1, 2013	June 17, 2013
2.	Repair of Outside Wall, Ceiling, Facia Boards, Gutter and Repainting of The Second Floor Admin. Bldg.	August 1, 2013	November 28, 2013
3.	Repair and Renovation of Comfort Rooms in the Admin. Building	March 12, 2013	June 31, 2013
4.	Bar Counter for BSHRM Class with Counter Table	May 2, 2013	August 10, 2013
5.	Partition of Classroom of CED Building	June 3, 2013	June 22, 2013
6.	Plastering of Perimeter Fence Front Elevation of School Campus	March 7, 2013	May 31, 2013
7.	Painting of Perimeter Fence, Front Elevation of School Campus	March 18, 2013	July 30, 2013
8.	Completion of Jeepney Garage with Storage and Generator's Room	November 1, 2013	December 28, 2013
9.	Plastering and Painting/Repainting of CAS Two Storey Building	March 1, 2013	November 28, 2013
10.	Construction and Painting/Repainting of Chalk Boards	November 16, 2013	December 28, 2013
11.	Cabinet Dividers of Computer Laboratory Room	May 15, 2013	December 15, 2013
12.	Construction of Window Grills for CED Faculty Office	November 1, 2013	December 28, 2013
13.	Planters Box of Library Building	October 10, 2013	November 11, 2013
14.	Ceiling at the Rear Elevation of Disbursing Office	July 22, 2013	December 18, 2013



# JRMSU SYSTEM KEY OFFICIALS

**EDGAR S. BALBUENA, FfUP, Ed. D.**  
University President

**CECILIA S. SAGUIN, Ed. D.**  
Vice President for  
Academic Affairs

**REYNALDO M. VENEZUELA, DPA**  
Vice President for Administration

**EVELYN R. CAMPISEÑO, Ed. D.**  
Vice President for Research,  
Extension and Development

## MAIN CAMPUS, DAPITAN CITY

Salvador Y. Campiseño, Ed. D.  
Atty. Roseller Barinaga  
Wilfredo D. Carreon, Jr. D.  
Erieda C. Acas, E.M.D.  
Narcisa S. Bureros, Ed. D.  
Daisy J. Empeynado, M.P.M., M.A.N.  
Quiliano E. Lasco, M.A.T.  
2/M Expedito b. Columnas, JR.  
Jose P. Enojada, Ed. D.  
Jay D. Telen, M.A.  
Jesusa Maraňan, D. P. A.  
MA. Rio A. Naguit, Ph. D.

Dean, Graduate School  
Dean, College of Law  
Dean, College of Business and Accountancy  
Dean, College of Arts and Sciences  
Dean, College of Education  
Dean, College of Nursing and Allied Health Sciences  
Dean, College of Engineering  
Asst. Dean, College of Maritime Education  
Dean, College of Industrial Technology  
Dean, Student Affairs and Services  
Administrative Officer V  
Director for Research, JRMSU System

## DIPOLOG CAMPUS, DIPOLOG CITY

Edgar S. Balbuena, FfUP, Ed. D.  
Nenfa R. Taub, Ed. D.  
Luz L. Sy, Ed. D.  
Luvisminda L. Paquibot, Ed. D.  
Marvin A. Recapente, D. M.  
Felipe Pialago, M.T.E.  
Regina Cinco

Campus Administrator, Dipolog Campus  
Dean, College of Arts and Sciences  
Dean, College of Education  
Dean, College of Engineering and Technology  
Dean, College of Criminology  
Dean, Student Affairs and Services  
Head, Administrative Services

## KATIPUNAN CAMPUS, KATIPUNAN, ZAMBOANGA DEL NORTE

Aida O. Lanioso, Ed. D.  
Vicente M. Cabarse, E.M.D.  
Renato F. Malate, D.P.A.  
Vicente Cabarse, Ed. D.  
Hemila D. Avenido, M.A.T.E.  
Leonardo J. Zamoras, C.E., D.P.A.  
Marietta T. Alpiche

Campus Administrator, Katipunan Campus  
Dean, Academic Instruction  
Dean, College of Agriculture  
Dean, College of Education  
Dean, College of Technology  
Dean, Student and Auxiliary Services  
Head, Administrative and Financial Services

## TAMPILISAN CAMPUS, TAMPILISAN, ZAMBOANGA DEL NORTE

Milagros L. Rodríguez, Ph. D.  
Ramon E. Luza, Ph. D.  
Lenita R. Caperida, Ed. D.  
Josephine A. Subong, Ed. D.  
Rosa A. Albino, Ed. D.  
Merlyn Luza, E. M. D.  
Cenon Sabejon

Campus Administrator, Tampilisan Campus  
Dean, Academic Instruction  
Dean, College of Agriculture and Technology  
Dean, College of Education  
Dean, College of Arts and Sciences  
Dean, Student and Auxiliary Services  
Head, Administrative Services

## SIOCON CAMPUS, SIOCON, ZAMBOANGA DEL NORTE

Ideltruda D. Ybarsabal, Ed. D.  
Gilberto P. Nantes, Ed. D.  
Chona F. Torefranca, MAEd  
Esperidion M. Sarita, Ed. D.  
Jimmy Daig, M.S.F.

Campus Administrator, Siocon Campus  
Dean, College of Arts and Sciences  
Dean, College of Education  
Dean, College of Industrial Technology  
Dean, Student Services

## SIBUCO EXTERNAL STUDIES UNIT, SIBUCO, ZAMBOANGA DEL NORTE

Hji. Sathari H. Edding, MBA

Campus Administrator, Sibuco External Studies Unit

The JRMSU Annual Report 2013 was prepared by  
**THE OFFICE OF THE VICE PRESIDENT FOR RESEARCH, EXTENSION AND DEVELOPMENT**

**Contributors** : University President, Vice Presidents, Campus Administrators, System Research Director  
and Dean of Student Affairs and Services

**Layout Artist** : Mr. John Wayne V. Jacinto

