




STATEMENT OF APPROVED BUDGET, UTILIZATIONS, DISBURSEMENTS AND BALANCES
As of the Quarter Ending MARCH 31, 2015

Department: State Universities and Colleges
 Agency: Jose Rizal Memorial State Universities
 Operating Unit: Dipolog Campus
 Organization Code (UACS): 08-085-00-00000
 Funding Source Code (as clustered): STF

Particulars	UACS CODE	Approved Budget			Budget Utilization					Disbursements					BALANCES	
		Approved Budgeted Revenue	Adjustments (Additions, Reductions, Reassignment)	Adjusted Budgeted Revenue	1st Quarter Ending March 31	2nd Quarter Ending June 30	3rd Quarter Ending Sept. 30	4th Quarter Ending Dec. 31	Total	1st Quarter Ending March 31	2nd Quarter Ending June 30	3rd Quarter Ending Sept. 30	4th Quarter Ending Dec. 31	Total	Unutilized Budget	Unpaid U (10-15) Due and Demandable Accounts Payable
1	2	3	4	5=(3+(-)4)	6	7	8	9	10=(6+7+8+9)	11	12	13	14	15=(11+12+13+14)	16=(5-10)	17
I. Agency Approved Budget																
<i>General Administration and Support</i>																
General Administration and Supervision																
PAP																
PS		2,210,000.00	0	2,210,000.00	582,877.08				582,877.08	461,783.47				461,783.47	1,627,322.84	120,893.59
MCOE		881,410.00	0	881,410.00	189,445.11				189,445.11	178,320.68				178,320.68	671,864.89	11,124.43
CO		140,000.00	0	140,000.00	0.00				0.00					0.00	140,000.00	0.00
Support to Operations -LIBRARY																
PAP																
PS		279,075.00	0	279,075.00	63,008.73				63,008.73	50,613.57				50,613.57	216,066.27	12,385.16
MCOE		89,800.00	0	89,800.00	0.00				0.00	17,000.00				17,000.00	85,800.00	(17,000.00)
CO		1,406,700.00	0	1,406,700.00	0.00				0.00					0.00	1,406,700.00	0.00
Support to Operations -GUIDANCE & COUNSELING																
PAP																
PS		100,000.00		100,000.00	20,087.40				20,087.40	17,180.78				17,180.78	79,812.80	2,825.64
MCOE		119,550.00		119,550.00	16,200.00				16,200.00	7,181.74				7,181.74	103,350.00	9,019.26
CO		85,000.00		85,000.00	0.00				0.00					0.00	85,000.00	0.00
Support to Operations -MEDICAL/DENTAL SERVICES																
PAP																
PS				0.00	0.00				0.00					0.00	0.00	0.00
MCOE		322,650.00		322,650.00	35,000.00				35,000.00	35,000.00				35,000.00	287,650.00	0.00
CO				0.00	0.00				0.00					0.00	0.00	0.00
INFRASTRUCTURES PROJECTS-CAPITAL OUTLAYS																
PAP																
PS		277,200.00		277,200.00	0.00				0.00					0.00	277,200.00	0.00
MCOE		2,782,113.78		2,782,113.78	74,703.44				74,703.44					0.00	2,687,410.32	74,703.44
CO		1,617,230.74		1,617,230.74	0.00				0.00					0.00	1,617,230.74	0.00
INFRASTRUCTURES PROJECTS-IGP																
PAP																
PS				0.00	0.00				0.00					0.00	0.00	0.00
MCOE		353,654.00		353,654.00	13,940.25				13,940.25	13,940.25				13,940.25	339,713.75	0.00
CO		608,789.00		608,789.00	0.00				0.00					0.00	608,789.00	0.00
Operations (specific Purpose Held in Trust)																
PAP																
PS		1,294,088.75		1,294,088.75	0.00				0.00	237,600.00				237,600.00	1,294,088.75	(237,600.00)
MCOE		2,680,256.35		2,680,256.35	50,168.00				50,168.00	42,600.00				42,600.00	2,630,088.35	7,588.00
CO		3,000,857.98		3,000,857.98	0.00				0.00					0.00	3,000,857.98	0.00

MFO 1 - INSTRUCTIONS (HIGHER EDUCATION SERVICES)														
PAP														
PS	4,149,189.52	0	4,149,189.52	589,990.18			589,990.18	664,731.08			664,731.08	3,579,209.34	(94,700.90)	
MCOE	9,950,194.48	0	9,950,194.48	1,187,453.20			1,187,453.20	1,309,542.47			1,309,542.47	8,762,741.28	(122,099.27)	
CO	10,401,426.00	0	10,401,426.00	0.00			0.00				0.00	10,401,426.00	0.00	
MFO 2 - RESEARCH SERVICES														
PAP														
PS	100,000.00	0	100,000.00	19,797.83			19,797.83	10,329.30			10,329.30	80,202.17	9,468.53	
MCOE	1,505,705.00	0	1,505,705.00	121,260.00			121,260.00	53,113.27			53,113.27	1,384,445.00	89,146.73	
CO		0	0.00	0.00			0.00				0.00	0.00	0.00	
MFO 3 - EXTENSION SERVICES														
PAP														
PS	100,000.00	0	100,000.00	16,333.39			16,333.39	10,146.48			10,146.48	63,666.61	6,186.91	
MCOE	613,852.50	0	613,852.50	0.00			0.00	6,186.91			6,186.91	613,852.50	(6,186.91)	
CO	89,000.00	0	89,000.00	0.00			0.00				0.00	89,000.00	0.00	
OTHER FINANCIAL CHARGES														
PS														
MCOE														
CO														
GRAND TOTAL	45,117,711.08	0.00	45,117,711.08	2,960,054.59	0.00	0.00	2,960,054.59	3,115,149.96	0.00	0.00	3,115,149.96	42,157,636.45	(155,095.36)	
PS	8,509,531.27		8,509,531.27	1,271,884.59	-	-	-	-	-	-	-	1,462,284.68	7,237,646.88	(180,380.07)
MCOE	19,256,185.09		19,377,738.09	1,688,170.00	-	-	-	1,688,170.00	1,662,885.32	-	-	1,862,885.32	17,570,016.09	25,284.88
CO	17,349,993.72		17,349,993.72		-	-	-			-	-	17,349,993.72		0.00
Recapitulation by MFO:														
MFO 1	42,709,153.58		42,709,153.58	2,802,883.37	0.00	0.00	0.00	2,802,883.37	3,035,374.02	0.00	0.00	3,035,374.02	39,908,490.21	(232,710.85)
MFO 2	1,605,705.00		1,605,705.00	141,057.83	0.00	0.00	0.00	141,057.83	63,442.57	0.00	0.00	63,442.57	1,464,847.17	77,615.26
MFO 3	802,852.50		802,852.50	16,333.39	0.00	0.00	0.00	16,333.39	16,333.39	0.00	0.00	16,333.39	786,519.11	0.00
...continue down to the last MFO														
OF WHICH:														
Major Programs/Projects														
KRA No. 1 - Anti-Corruption, Transparent, Accountable and Participatory Governance														
Program Budgeting:														
MPP														
Other Major Programs and Projects and monitored by the President through PMS														
FAP														
...continue down to the last FAP														
...continue down to the last Program Budgeting														
...continue down to the last KRA														
Certified Correct:			Certified Correct:			Approved By:								
														
LEA G. GABUCAN			ARLENE A. DATOY			NENJA R. TAUB, Ed.D.								
Budget Officer			Administrative Assistant III			Agency Head/Department Secretary								
Date:						Date:								